
PRE-COUNCIL WORK SESSION — 7:00 P.M.

Agenda of the Regular Meeting
of the City Council of the
CITY OF DARIEN
September 17, 2012
7:30 P.M.

1. Call to Order
2. Pledge of Allegiance
3. Roll Call
4. Declaration of Quorum
5. Approval of Minutes – August 20, 2012
6. Receiving of Communications
7. Mayor's Report
 - A. FYE 4-30-12 Financial Audit
 - B. DUCOMM Presentation
 - C. Darien Chamber of Commerce Update
8. City Clerk's Report
9. City Administrator's Report
10. Department Head Information/Questions
 - A. Monthly Newsletter — August 2012
11. Treasurer's Report
 - A. Warrant Number — 12-13-08
 - B. Monthly Report — August 2012
12. Standing Committee Reports
13. Questions and Comments — Agenda Related (This is an opportunity for the public to make comments or ask questions on any item on the Council's Agenda.)
14. Old Business

Agenda — September 17, 2012
Page Two

15. Consent Agenda
16. New Business
17. Questions, Comments and Announcements — General (This is an opportunity for the public to make comments or ask questions on any issue.)
18. Adjournment

Agenda 09/17/12

EXECUTIVE SESSION

It was moved by Alderman Poteraske and seconded by Alderman McIvor to go into Executive Session for the purpose of discussing Litigation, Section 2(C)(11) of the Open Meetings Act at 7:01 P.M.

Roll Call: Ayes: Avci, Beilke, Marchese, McIvor, Poteraske, Schauer, Seifert

Nays: None

Absent: None

Results: Ayes 7, Nays 0, Absent 0

MOTION DULY CARRIED

EXECUTIVE SESSION ADJOURNMENT

It was moved by Alderman Beilke and seconded by Alderman McIvor to adjourn Executive Session.

VIA VOICE VOTE – MOTION DULY CARRIED

Executive session was adjourned at 7:25 P.M.

Minutes of the Regular Meeting

of the City Council of the

CITY OF DARIEN

AUGUST 20, 2012

1. **CALL TO ORDER**

The regular meeting of the City Council of the City of Darien was called to order at 7:30 P.M. by Mayor Weaver.

2. **PLEDGE OF ALLEGIANCE**

Mayor Weaver led the Council and audience in the Pledge of Allegiance.

3. **ROLL CALL** — The Roll Call of Aldermen by Clerk Ragona was as follows:

Present: Halil Avci John F. Poteraske

Tina M. Beilke
Joseph A. Marchese
Sylvia McIvor

Ted V. Schauer
Joerg Seifert

Absent: None

Also in Attendance: Kathleen Moesle Weaver, Mayor
JoAnne E. Ragona, City Clerk
Michael J. Coren, City Treasurer
Bryon D. Vana, City Administrator
Scott Coren, Assistant City Administrator
Daniel Gombac, Director of Municipal Services
Ernest Brown, Police Chief

4. **DECLARATION OF A QUORUM** — There being seven aldermen present, Mayor Weaver declared a quorum.

5. **APPROVAL OF MINUTES** – August 6, 2012

Clerk Ragona noted that on Page 2, the roll call for approval of the July 16, 2012 did not show that Aldermen Beilke and Schauer abstained; the correction was made.

It was moved by Alderman Schauer and seconded by Alderman Seifert to approve the minutes of the City Council Meeting of August 6, 2012, as amended.

Roll Call: Ayes: Beilke, Marchese, Poteraske, Schauer, Seifert

Abstain: Avci, McIvor

Nays: None

Absent: None

Results: Ayes 7, Nays 0, Absent 0

MOTION DULY CARRIED

6. **RECEIVING OF COMMUNICATIONS**

Alderman Poteraske advised that in response to complaints received regarding speeding traffic on 71st Street, he had spoken with Chief Brown who would address the problem.

Mayor Weaver submitted two e-mail communications for the record expressing gratitude to the City for the Electric Aggregation Program, and advising of their reduced bills.

7. **MAYOR'S REPORT**

A. INDIAN PRAIRIE LIBRARY PRESENTATION – MARIAN KRUPICKA AND LUANNE SPIROS

Luanne Spiros, Indian Prairie Trustee provided the following information:

- There are 42,000 people in the district; 25,000 are card holders.
- Over half million people visited the library this year.
- One million materials were checked out this year.
- Indian Prairie was voted one of the top libraries in DuPage County as reported by West Suburban Magazine.
- The library has been providing popular materials and programs pertinent to the current needs of the public such as resume writing, social networking tools, and tax assistance for seniors.
- Thirty-five thousand people have taken advantage of 760 classes offered by the library.
- The library fosters lifelong learning through programs such as English as a Second Language.
- The library offers meeting rooms, teen projects, and free wi-fi.
- The future goals of the library are to enrich lives through technology. 73,000 people have used the library computers, with 70 computer classes offered.
- The library continues to be fiscally judicious.
- The library has an extensive e-book collection with classes offered.

Alderman McIvor asked how residents who are not located within the library district can acquire a library card. Marian Krupicka advised that those who are not in the library's tax district may purchase a card at the annual expense of \$200. Marian Krupicka and Luanne Spiros explained the ballot referendum process necessary to add an area into the library's district.

Alderman Marchese inquired if e-book devices are available to check out and asked if book donations can be made. Ms. Spiros believes e-book devices are available. Ms. Krupicka advised that book donations are welcome, and there is also a recycle bin for books and magazines.

Alderman Pteraske inquired about the number of full and part time employees and number of volunteers. Ms. Spiros responded there are approximately twelve full time and eighty part time employees with hundreds of volunteers.

B. DARIEN CHAMBER OF COMMERCE UPDATE

Clare Bongiovanni thanked the Indian Prairie Library for everything they do for the Chamber throughout the year. Ms. Bongiovanni provided the following information:

- The Darien Chamber is sponsoring Concert in the Park at Darien Community Park featuring local singer/songwriter Andrew Salgado on Wednesday, August 22, 2012 at 7:00 P.M.
- Citizens Financial Bank is hosting their 4th Annual Shred Event Saturday, August 25, 2012 from 10:00 A.M. to noon.
- The 25th Annual DarienFest will be held at Darien Community Park September 7 – 9, 2012.
- The Chamber is celebrating Illinois Chamber of Commerce week September 10 - 14, 2012. Citizens Financial Bank will be hosting a membership drive on September 13 from 10:00 A.M. to noon and September 14 from 1:00 to 3:00 P.M.
- Darien Days will be held November 25 - December 2, concluding with the 2nd Annual Holiday Expo at Lace School and the Annual Historical Society's Tree Lighting Ceremony.

Ms. Bongiovanni announced that Lace School won the Darien Chamber of Commerce \$1,000 cash award for having the most participants in Darien Dash. Chairman of the Board, Tim Werner and Ms. Bongiovanni presented Marty Casey, the Principal of Lace School with the award.

Ms. Bongiovanni introduced Ata Kahn of Transworld Business Advisors.

Ata Kahn advised that Transworld Business Advisors is located in the Crossroads of Darien, and provides the following services:

- Business brokerage.
- Franchise consulting and sales.
- Franchise development and conversion.

Ms. Bongiovanni introduced Laurie Graves of Keyboard Touch a main stage sponsor at DarienFest.

Laurie Graves advised that she has been a Darien resident since 1976 and began teaching piano and organ in 1980. Her music studio expanded into Darien in 1994. Two former students are Marian Zurbano, the current band director of Eisenhower Junior High, and Janai Brugger. Ms. Graves advised that she is working with the Darien Chamber for music at DarienFest.

Mayor Weaver advised that, at the invitation from Gerry Leganski, she attended a 24 family garage sale/block party at Farmingdale Terrace this past weekend. Mayor Weaver noted that Mr. Leganski was responsible for establishing a Neighborhood Watch, and installation of a light at Farmingdale and the entrance to the park. She added that the garage sale has expanded through the years to include Arrow, Glen and Portsmouth.

8. **CITY CLERK'S REPORT**

Clerk Ragona...

...advised that Darien City Offices will be closed on Monday, September 3, 2012 in observance of the Labor Day Holiday.

...announced the September 4, 2012 City Council Meeting has been cancelled; the next meeting will be held on September 17, 2012.

...invited all to attend Coffee with the Mayor on Saturday, September 15, 2012 at The Cottage...Once Upon a Time in the Real World located at 1224 Plainfield Road from 9:00 to 10:00 A.M.

9. **CITY ADMINISTRATOR'S REPORT**

Administrator Vana announced the Chase Bank closing took place and they have taken title to the property. Construction should begin once permits from DuPage County are approved. In the interest of developing the rest of the property, sales signs have been posted at Cass and Plainfield.

10. **DEPARTMENT HEAD INFORMATION/QUESTIONS**

Chief Brown advised that he would review the Monthly Newsletter and answer any questions regarding the Management Overview and Crime Comparison Reports.

Administrator Vana noted that the newsletter is available on the City's website and is very user friendly.

Chief Brown provided the following information:

- Two mediums have been created as alternative means of contacting the Police regarding on-going crimes, nuisance or general disorder – the Information Hotline 630-353-8150 and the Citizen Action Center on the City's website. Residents should call 911 whenever police presence is needed.
- The Police Department has requested calendars of events and projected attendance levels from various entities in Darien in order to plan for manpower coverage.

- To address chronic criminal and nuisance problems, a list along with photographs of the top ten offenders has been created.
- Vehicle burglary continues and enforcement has increased. Residents are urged to keep vehicle doors locked, hide valuables from sight, install motion detectors in driveways, watch for neighbors, and avoid parking in remote areas.
- Mailbox vandalism is a chronic annual problem, which has significantly increased. Police are taking steps to identify problem geographic areas, increase police presence, monitor past offenders, and work with school officials. The public is requested to be watchful, call 911 immediately to report any suspicious activity, and look for clues at home.
- Fatal and non-fatal Heroin overdose incidents are on the rise. The DuPage County Chief's Association has requested that Chief Brown chair a committee to assess the impact of and identify potential solutions to the problem. Alderman McIvor advised that Christ the Servant Church, located at 8700 Havens, Woodridge, was hosting a free Heroin Awareness Forum for parents and children on August 21, 2012 from 7:00 to 9:00 P.M.

Alderman Poteraske inquired if the Vacation House Watch Program was still in effect. Chief Brown responded in the affirmative.

Director Gombac provided the following report:

- The next brush pick up is scheduled for the week of August 27. Residents may put their brush at the curb the weekend prior. He noted that following completion of the brush pickup, staff will begin enforcing violations of the brush policy. The final brush pick up of the season will take place the week of October 22, 2012.
- Construction Projects -
 - a. Sidewalk Program begins September 1.
 - b. Crack Fill Program began August 20.
 - c. Road Program has been completed.
 - d. Road and Ditch Program surveys will be sent out shortly.
 - e. City Entrance Signs are in process. Installation will begin upon receipt of permits from DuPage County and IDOT.

Alderman Poteraske requested an update on 75th Street. Director Gombac advised that the County is in the process of creating a design engineering plan. Grant approvals for lighting and trees may be issued the end of September.

Mayor Weaver inquired if Director Gombac has explored the cost of removing, storing trees and replacing them. Director Gombac responded that he is researching and will provide a report.

Administrator Vana asked Director Gombac to provide information on the Emergency Brush Pickup Policy. Director Gombac advised that emergency brush pickup depends on the magnitude of the storm and the damage sustained.

Administrator Vana advised that the primary source of City information is the Direct Connect Program, and urged residents to sign up.

Alderman Avci inquired why Darien residents on Ridge Road with Willowbrook addresses were unable to participate in the electric aggregation program. Assistant Administrator Coren advised that those residents are eligible for the program. He added that over the years, Staff and residents have requested the Post Office change the addresses to reflect their incorporation into Darien with no success.

Alderman Avci asked if there has been any progress in establishing a bus stop in Darien for the PACE express bus on I55. Assistant Administrator Coren responded that the two sites PACE pursued did not work out. PACE is continuing their efforts.

Alderman Poteraske inquired when the ComEd annual report will be issued. Assistant Administrator Coren responded that due to additional State and ICC requirements, the report has been delayed. Alderman Poteraske requested the report be forwarded to a committee for review prior to presentation to the Council.

11. **TREASURER'S REPORT**

A. WARRANT NUMBER 12-13-07

It was moved by Alderman Schauer and seconded by Alderman Poteraske to approve payment of Warrant Number 12-13-07 in the amount of \$83,973.49 from the General Fund; \$432,389.77 from the Water Fund; \$1,983.56 from the Motor Fuel Tax Fund; \$4,505.37 from the Capital Improvement Fund; \$290,752.21 General Fund Payroll for the period ending 07/26/2012 & 08/09/12; \$67,786.67 from the Water Fund Payroll for the period ending 07/26/2012 & 08/09/12; for a total to be approved of \$881,391.07.

Roll Call: Ayes: Avci, Beilke, Marchese, McIvor, Poteraske, Schauer, Seifert

Nays: None

Absent: None

Results: Ayes 7, Nays 0, Absent 0

MOTION DULY CARRIED

C. TREASURER’S MONTHLY REPORT – JULY 2012

Treasurer Coren reviewed year-to-date sources of revenue, expenditures, and fund balances through the month of July 2012:

<u>General Fund:</u>	Revenue \$3,983,896; Expenditures \$2,907,313; Current Balance \$2,385,108
<u>Water Fund:</u>	Revenue \$793,552; Expenditures \$1,559,556; Current Balance \$393,071
<u>Motor Fuel Tax Fund:</u>	Revenue \$131,531; Expenditures \$80,179; Current Balance \$261,176
<u>Water Depreciation Fund:</u>	Revenue \$500,852; Expenditures \$14,500; Current Balance \$762,626
<u>Capital Improvement Fund:</u>	Revenue \$2,930,601; Expenditures \$940,186; Current Balance \$3,855,122
<u>Capital Projects Debt Service Fund:</u>	Revenue \$246,945; Expenditures \$52,375; Current Balance of \$198,777

Treasurer Coren reviewed the Comparison of Estimated Actual Fund Balance to Audited Fund Balance as of April 30, 2012. Treasurer Coren advised the final audit will be presented at the September 17, 2012 City Council Meeting. The tentative Police Pension Actuarial Report has been received and is currently under review.

12. **STANDING COMMITTEE REPORTS**

Municipal Services Committee — Chairman Marchese announced the August 27, 2012 meeting of the Municipal Services Committee has been cancelled. He noted that New Business Items B through F were reviewed and recommended for approval at the Special Municipal Services Committee Meeting this evening.

Administrative/Finance Committee — Chairman Poteraske advised the next Administrative/Finance Committee is scheduled for September 10, 2012 at 6:30 P.M. in the upstairs conference room.

Police Committee — Chairman McIvor advised the next meeting of the Police Committee is scheduled for September 6, 2012 at 6:00 P.M. in the Council Chambers.

13. **QUESTIONS AND COMMENTS — AGENDA RELATED**

Administrator Vana distributed a revised Page 5 for New Business Item A.

14. **OLD BUSINESS**

There was no old business.

15. **CONSENT AGENDA**

Mayor Weaver reviewed the items on the Consent Agenda for the benefit of the viewing audience.

It was moved by Alderman McIvor and seconded by Alderman Beilke to approve by Omnibus Vote the following items on the Consent Agenda:

- A. **A MOTION GRANTING A WAIVER OF THE \$50.00 A DAY FEE FOR THE CLASS “J” TEMPORARY LIQUOR LICENSE FOR OUR LADY OF PEACE HOME & SCHOOL ASSOCIATION**
- B. **ORDINANCE NO. O-33-12 AN ORDINANCE AUTHORIZING THE SALE OF PERSONAL PROPERTY OWNED BY THE CITY OF DARIEN**
- C. **ORDINANCE NO. O-34-12 AN ORDINANCE AMENDING SECTION 3-3-7-4 OF THE DARIEN CITY CODE**
- D. **A MOTION TO APPROVE THE AUTHORIZATION OF THE TEMPORARY CLOSURE OF STREETS FOR THE VFW “WALK ALL OUR SOLDIERS HOME” PARADE AND AUTHORIZING THE POLICE DEPARTMENT TO ASSIST IN TRAFFIC CONTROL**
- E. **RESOLUTION NO. R-65-12 A RESOLUTION AUTHORIZING THE MAYOR, CITY CLERK AND TREASURER TO SIGN A GOVERNMENTAL CERTIFICATE, BUSINESS LOAN AGREEMENT AND COMPLIANCE AGREEMENT TO OPEN A LINE OF CREDIT WITH REPUBLIC BANK**

Roll Call: Ayes: Avci, Beilke, Marchese, McIvor, Poteraske,
Schauer, Seifert

Nays: None

Absent: None

Results: Ayes 7, Nays 0, Absent 0

MOTION DULY CARRIED

16. **NEW BUSINESS**

A. CONSIDERATION OF A MOTION TO APPROVE A RESOLUTION ESTABLISHING CAPITAL IMPROVEMENTS PLAN GUIDELINES

It was moved by Alderman Poteraske seconded by Alderman Avci to approve:

RESOLUTION NO. R-66-12

**A RESOLUTION ESTABLISHING
CAPITAL IMPROVMENTS PLAN
GUIDELINES**

Administrator Vana provided a summary of the Capital Improvements Plan Guidelines. He noted the guidelines will be posted on the website for resident information. Alderman Avci thanked Administrator Vana for creation of this document, which will be very helpful in the future.

Roll Call: Ayes: Avci, Beilke, Marchese, McIvor, Poteraske,
Schauer, Seifert

Nays: None

Absent: None

Results: Ayes 7, Nays 0, Absent 0

MOTION DULY CARRIED

B. CONSIDERATION OF A MOTION TO APPROVE A RESOLUTION AUTHORIZING THE PURCHASE OF ONE NEW 2012 FORD, MODEL F-350, CAB AND CHASSIS FROM BADGER TRUCK CENTER INC. IN THE AMOUNT OF \$31,905.00

It was moved by Alderman Schauer seconded by Alderman Seifert to approve:

RESOLUTION NO. R-67-12

A RESOLUTION AUTHORIZING THE PURCHASE OF ONE NEW 2012 FORD, MODEL F-350, CAB AND CHASSIS FROM BADGER TRUCK CENTER INC. IN THE AMOUNT OF \$31,905.00

Roll Call: Ayes: Avci, Beilke, Marchese, McIvor, Poteraske, Schauer, Seifert

Nays: None

Absent: None

Results: Ayes 7, Nays 0, Absent 0

MOTION DULY CARRIED

- C. CONSIDERATION OF A MOTION TO APPROVE A RESOLUTION ACCEPTING A PROPOSAL FROM LINDCO EQUIPMENT FOR THE PURCHASE OF EQUIPMENT PACKAGE-CONSISTING OF A DUMP BODY, HOIST, BODY OPTIONS, LIGHTING ACCESSORIES, HYDRAULICS, CONTROLS, SNOW AND DE-ICING EQUIPMENT, FOR THE 2012 FORD F-350 CAB AND CHASSIS, UNIT 112 IN THE AMOUNT OF \$31,993.00**

It was moved by Alderman Marchese seconded by Alderman Poteraske to approve:

RESOLUTION NO. R-68-12

A RESOLUTION ACCEPTING A PROPOSAL FROM LINDCO EQUIPMENT SALES INC. FOR THE PURCHASE OF EQUIPMENT PACKAGE – CONSISTING OF A DUMP BODY, HOIST, BODY OPTIONS, LIGHTING ACCESSORIES, HYDRAULICS, CONTROLS, SNOW AND DE-ICING EQUIPMENT, FOR THE 2012 FORD F-350 CAB AND CHASSIS, UNIT 112 IN THE AMOUNT OF \$31,993.00

Director Gombac provided an explanation of the differences and primary uses of the F-350 and F-550 trucks.

Roll Call: Ayes: Avci, Beilke, Marchese, McIvor, Poteraske,
Schauer, Seifert

Nays: None

Absent: None

Results: Ayes 7, Nays 0, Absent 0

MOTION DULY CARRIED

D. CONSIDERATION OF A MOTION TO APPROVE A RESOLUTION AUTHORIZING THE PURCHASE OF ONE NEW 2012 FORD, MODEL F-550 (UNIT111) CAB AND CHASSIS FROM BADGER TRUCK CENTER INC. IN THE AMOUNT OF \$36,493.00

It was moved by Alderman Schauer seconded by Alderman Avci to approve:

RESOLUTION NO. R-69-12

A RESOLUTION AUTHORIZING THE PURCHASE OF ONE (1) NEW 2012 FORD, MODEL F-550 (UNIT 111) CAB AND CHASSIS FROM BADGER TRUCK CENTER, INC. IN THE AMOUNT OF \$36,493.00

Roll Call: Ayes: Avci, Beilke, Marchese, McIvor, Poteraske,
Schauer, Seifert

Nays: None

Absent: None

Results: Ayes 7, Nays 0, Absent 0

MOTION DULY CARRIED

E. CONSIDERATION OF A MOTION TO APPROVE A RESOLUTION ACCEPTING A PROPOSAL FROM LINDCO EQUIPMENT FOR THE PURCHASE OF A SERVICE BODY EQUIPMENT PACKAGE, LIGHTING ACCESSORIES, AND HYDRAULIC CONTROLS, FOR THE 2012 FORD F-550 CAB AND CHASSIS, UNIT 111 IN THE AMOUNT OF \$61,869.00

It was moved by Alderman Schauer seconded by Alderman Marchese to approve:

RESOLUTION NO. R-70-12

A RESOLUTION ACCEPTING A PROPOSAL FROM LINDCO EQUIPMENT SALES INC. FOR THE PURCHASE OF A SERVICE BODY EQUIPMENT PACKAGE, LIGHTING ACCESSORIES, AND HYDRAULIC CONTROLS, FOR THE 2012 FORD F-550 CAB AND CHASSIS, UNIT 111 IN THE AMOUNT OF \$61,860.00

Roll Call: Ayes: Avci, Beilke, Marchese, McIvor, Poteraske, Schauer, Seifert

Nays: None

Absent: None

Results: Ayes 7, Nays 0, Absent 0

MOTION DULY CARRIED

F. CONSIDERATION OF A MOTION TO APPROVE A RESOLUTION AUTHORIZING THE MAYOR TO ACCEPT A PROPOSAL FROM AC PAVEMENT STRIPING IN AN AMOUNT NOT TO EXCEED \$8,394.60 FOR THE 2012 STREET STRIPING PROGRAM

It was moved by Alderman Avci seconded by Alderman Poteraske to approve:

RESOLUTION NO. R-71-12

A RESOLUTION AUTHORIZING THE MAYOR TO ACCEPT A PROPOSAL FROM AC PAVEMENT STRIPING IN AN AMOUNT NOT TO EXCEED \$8,394.60 FOR THE 2012 STREET STRIPING PROGRAM

Roll Call: Ayes: Avci, Beilke, Marchese, McIvor, Poteraske, Schauer, Seifert

Nays: None

Absent: None

Results: Ayes 7, Nays 0, Absent 0

MOTION DULY CARRIED

17. **QUESTIONS, COMMENTS AND ANNOUNCEMENTS — GENERAL**

Alderman Marchese extended gratitude to Safety Village for the 25th Anniversary celebration that included a variety of activities and craft show.

Alderman Poteraske announced the Darien Historical Society's Images of America book will be available for purchase shortly. He thanked the Indian Prairie Library for their help on the project.

Mayor Weaver thanked Walgreens, 83rd and Lemont, for hosting Coffee with the Mayor on August 18, 2012.

18. **ADJOURNMENT**

There being no further business to come before the City Council, it was moved by Alderman Beilke and seconded by Alderman Seifert to adjourn.

VIA VOICE VOTE – MOTION DULY CARRIED

The City Council meeting adjourned at 8:58 P.M.

Mayor

City Clerk

JER/ld

All supporting documentation and report originals of these minutes are on file in the Office of the City Clerk under File Number 08-20-12.
Minutes of 08-20-12 CCM1

CITY OF DARIEN, ILLINOIS
ANNUAL FINANCIAL REPORT
For the Year Ended
April 30, 2012

Prepared by the General Administration Department

Michael J. Coren
City Treasurer

CITY OF DARIEN, ILLINOIS
TABLE OF CONTENTS

	<u>Page(s)</u>
INTRODUCTORY SECTION	
Principal Officials	i
FINANCIAL SECTION	
INDEPENDENT AUDITOR’S REPORT	1-2
GENERAL PURPOSE EXTERNAL FINANCIAL STATEMENTS	
Management’s Discussion and Analysis.....	MD&A 1-12
Basic Financial Statements	
Government-Wide Financial Statements	
Statement of Net Assets.....	3
Statement of Activities	4-5
Fund Financial Statements	
Governmental Funds	
Balance Sheet.....	6
Reconciliation of Fund Balances of Governmental Funds to the Governmental Activities in the Statement of Net Assets	7
Statement of Revenues, Expenditures, and Changes in Fund Balances	8
Reconciliation of the Governmental Funds Statement of Revenues, Expenditures, and Changes in Fund Balances to the Governmental Activities in the Statement of Activities	9
Proprietary Funds	
Statement of Net Assets.....	10
Statement of Revenues, Expenses, and Changes in Net Assets	11
Statement of Cash Flows	12

CITY OF DARIEN, ILLINOIS
TABLE OF CONTENTS (Continued)

Page(s)

FINANCIAL SECTION (Continued)

GENERAL PURPOSE EXTERNAL FINANCIAL STATEMENTS (Continued)

Basic Financial Statements (Continued)

Fund Financial Statements (Continued)

Fiduciary Funds

Statement of Fiduciary Net Assets	13
Statement of Changes in Fiduciary Net Assets.....	14
Notes to Financial Statements	15-41

Required Supplementary Information

Schedule of Revenues, Expenditures, and Changes in Fund Balance - Budget and Actual	
General Fund	42
Schedule of Funding Progress	
Illinois Municipal Retirement Fund	43
Police Pension Fund	44
Schedule of Employer Contributions	
Illinois Municipal Retirement Fund	45
Police Pension Fund	46
Notes to Required Supplementary Information	47

COMBINING AND INDIVIDUAL FUND FINANCIAL STATEMENTS
AND SCHEDULES

MAJOR GOVERNMENTAL FUNDS

Schedule of Revenues - Budget and Actual - General Fund.....	48-49
Schedule of Expenditures - Budget and Actual - General Fund	50-54
Schedule of Revenues, Expenditures, and Changes in Fund Balance - Budget and Actual	
Capital Improvement Fund.....	55

CITY OF DARIEN, ILLINOIS
TABLE OF CONTENTS (Continued)

Page(s)

FINANCIAL SECTION (Continued)

COMBINING AND INDIVIDUAL FUND FINANCIAL STATEMENTS
AND SCHEDULES (Continued)

NONMAJOR GOVERNMENTAL FUNDS

Combining Balance Sheet	56
Combining Statement of Revenues, Expenditures, and Changes in Fund Balances	57
Schedule of Revenues, Expenditures, and Changes in Fund Balance - Budget and Actual	
Motor Fuel Tax Fund.....	58
Special Service Area Fund	59
Debt Service Fund	60

MAJOR ENTERPRISE FUND

Schedule of Revenues, Expenses, and Changes in Net Assets - Budget and Actual - Water Operations Fund	61-62
--	-------

FIDUCIARY FUNDS

Schedule of Changes in Net Assets	
Police Pension Fund.....	63
Combining Schedule of Changes in Assets and Liabilities - Agency Funds.....	64

SUPPLEMENTAL DATA

Long-Term Debt Requirements	
General Obligation Water Bonds, Series 2006	65
General Obligation Bonds, Series 2007B	66
General Obligation Bonds, Series 2008	67

INTRODUCTORY SECTION

CITY OF DARIEN, ILLINOIS

PRINCIPAL OFFICIALS

April 30, 2012

MAYOR

Kathleen Moesle Weaver

CITY COUNCIL

Halil Avcı
Ted Schauer
Joerg Seifert
John F. Poteraske, Jr.
Tina Beilke
Joseph A. Marchese
Sylvia McIvor

CITY TREASURER

Michael J. Coren

CITY CLERK

Joanne Ragona

CITY ATTORNEY

John B. Murphy

FINANCIAL SECTION

INDEPENDENT AUDITOR'S REPORT



1415 W. Diehl Road, Suite 400 • Naperville, IL 60563

INDEPENDENT AUDITOR'S REPORT

The Honorable Mayor
Members of the City Council
City of Darien, Illinois

We have audited the accompanying financial statements of the governmental activities, the business-type activities, each major fund, and the aggregate remaining fund information of the City of Darien, Illinois as of and for the year ended April 30, 2012, which collectively comprise the City of Darien, Illinois' basic financial statements as listed in the table of contents. These basic financial statements are the responsibility of the City of Darien, Illinois' management. Our responsibility is to express opinions on these basic financial statements based on our audit.

We conducted our audit in accordance with auditing standards generally accepted in the United States of America. Those standards require that we plan and perform the audit to obtain reasonable assurance about whether the basic financial statements are free of material misstatement. An audit includes examining, on a test basis, evidence supporting the amounts and disclosures in the basic financial statements. An audit also includes assessing the accounting principles used and significant estimates made by management, as well as evaluating the overall basic financial statement presentation. We believe that our audit provides a reasonable basis for our opinions.

In our opinion, the basic financial statements referred to above present fairly, in all material respects, the respective financial position of the governmental activities, the business-type activities, each major fund, and the aggregate remaining fund information of the City of Darien, Illinois as of April 30, 2012, and the respective changes in financial position and, where applicable, cash flows thereof for the year then ended in conformity with accounting principles generally accepted in the United States of America.

The City of Darien, Illinois adopted GASB Statement No. 54, *Fund Balance Reporting and Governmental Fund Type Definitions* during the year ended April 30, 2012. The statement changed the classifications of governmental fund balances and clarified the definitions of existing fund types. The adoption of this statement had no effect on the any of the City of Darien, Illinois' governmental funds' assets or liabilities nor was there any effect to the total amount of any of the City of Darien, Illinois' governmental fund balances as of and for the year ended April 30, 2012.

Accounting principles generally accepted in the United States of America require that the management's discussion and analysis and other required supplementary information be presented to supplement the basic financial statements. Such information, although not a part of the basic financial statements, is required by the Governmental Accounting Standards Board, who considers it to be an essential part of financial reporting for placing the basic financial statements in an appropriate operational, economic, or historical context. We have applied certain limited procedures to the required supplementary information in accordance with auditing standards generally accepted in the United States of America, which consisted of inquiries of management about the methods of preparing the information and comparing the information for consistency with management's responses to our inquiries, the basic financial statements, and other knowledge we obtained during our audit of the basic financial statements. We do not express an opinion or provide any assurance on the information because the limited procedures do not provide us with sufficient evidence to express an opinion or provide any assurance.

Our audit was conducted for the purpose of forming opinions on the financial statements that collectively comprise the City of Darien, Illinois' basic financial statements. The combining and individual fund financial statements and the financial information listed as schedules and supplemental data in the accompanying table of contents are presented for purposes of additional analysis and are not a required part of the basic financial statements. The combining and individual fund financial statements and the schedules and supplemental data are the responsibility of management and were derived from and relate directly to the underlying accounting and other records used to prepare the basic financial statements. The information has been subjected to the auditing procedures applied in the audit of the basic financial statements and certain additional procedures, including comparing and reconciling such information directly to the underlying accounting and other records used to prepare the basic financial statements or to the basic financial statements themselves, and other additional procedures in accordance with auditing standards generally accepted in the United States of America. In our opinion, the information is fairly stated in all material respects in relation to the basic financial statements as a whole.

We have also previously audited, in accordance with auditing standards generally accepted in the United States of America, the financial statements that collectively comprise the City of Darien, Illinois' basic financial statements as of and for the year ended April 30, 2011 (none of which is presented herein), and we expressed unqualified opinions on those basic financial statements. Those audits were conducted for the purposes of forming opinions on those basic financial statement taken as a whole. The 2011 supplementary information is presented for additional analysis and is not a required part of the basic financial statements. The information has been subjected to the auditing procedures applied in the audit of those basic financial statements, and in our opinion, the 2011 supplementary information is fairly stated in all material respects in relation to the basic financial statements from which it has been derived.



Naperville, Illinois
August 13, 2012

GENERAL PURPOSE EXTERNAL FINANCIAL STATEMENTS

CITY OF DARIEN
Management's Discussion and Analysis
For the Year Ended April 30, 2012

MANAGEMENT'S DISCUSSION AND ANALYSIS

As management of the City of Darien, we offer readers of Darien's financial statements this narrative overview and analysis of the financial activities of the City of Darien for the fiscal year ended April 30, 2012. Management's Discussion and Analysis (MD&A) is designed to focus on the current year's activities, resulting changes, and currently known facts. We encourage readers to consider the information presented here in conjunction with the letter of transmittal, which can be found on pages iii to vi in this report and the City's financial statements.

The City of Darien's MD&A is also designed to assist the reader in focusing on significant financial issues, provide an overview of financial activities, identify current changes, address the subsequent year's challenges, identify material deviations from the financial plan (approved budgets), and identify issues with individual funds.

FINANCIAL HIGHLIGHTS

- ❑ The assets of the City exceeded its liabilities at the close of the most recent fiscal year by \$21.62 million (net assets).
- ❑ As of the close of the current fiscal year, the City's governmental funds reported combined ending fund balances of \$6.20 million, an increase of \$1.5 million in comparison with the prior year. The increase in fund balance was from increased revenue from various tax line items as well as decreased spending. Approximately \$5.94 million is available for spending at the government's discretion (unrestricted fund balance).
- ❑ At the end of the current fiscal year, unrestricted fund balance for the General Fund was \$ 4.08 million, or 28 percent of the total General Fund expenditures.
- ❑ The City's total debt decreased by \$315 thousand during the current year to \$8.8 million. The City's debt increased by \$590 thousand due to compensated absences and net pension obligations and a new loan for police vehicles and was reduced by payments of \$900 thousand.

OVERVIEW OF THE FINANCIAL STATEMENTS

This discussion and analysis are intended to serve as an introduction to the City's basic financial statements. The basic financial statements are comprised of three components:

- Government-wide financial statements,
- Fund financial statements, and
- Notes to the basic financial statements

CITY OF DARIEN
Management's Discussion and Analysis
For the Year Ended April 30, 2012

This report also contains other supplementary information in addition to the basic financial statements.

Government-Wide Financial Statements

The government-wide financial statements are designed to provide readers with a broad overview of the City of Darien's finances, in a manner similar to a private-sector business, and are reported using the accrual basis of accounting and economic resources measurement focus.

The statement of net assets presents information on all of the City's assets and liabilities, with the difference between the two reported as net assets. Over time, increases or decreases in net assets may serve as a useful indicator of whether the financial position of the City is improving or deteriorating.

The statement of activities presents information showing how the government's net assets changed during the fiscal year being reported. All changes in net assets are reported as soon as the underlying event giving rise to the change occurs, regardless of the timing of related cash flows. Thus, revenues and expenses are reported in this statement for some items that will only result in cash flows in future fiscal periods.

The government-wide financial statements can be divided into two types of activities: governmental and business-type. Governmental activities present the functions of the City that are principally supported by taxes and intergovernmental revenues. Business-type activities present the functions that are intended to recover all or a significant portion of their costs through user fees and charges. The City's governmental activities include functions like general government, public safety, and public works. The City's water department is included as a business-type activity.

Fund Financial Statements

A fund is a grouping of related accounts that is used to maintain control over resources that have been segregated for specific activities or objectives. The City, like other units of government, uses fund accounting to ensure and demonstrate compliance with finance-related legal requirements. All of the funds of the City can be divided into three categories: governmental funds, proprietary funds, and fiduciary funds.

Governmental funds are used to account for essentially the same functions reported as governmental activities in the government-wide financial statements and are reported using the modified accrual basis of accounting and current financial resources measurement focus. The governmental fund statements provide a detailed short-term view of the City's general government operations and the basic services it provides. However, unlike the government-wide financial statements, governmental fund financial statements focus on near-term inflows and outflows of spendable resources; as well as, on balances of spendable resources available at the end of the fiscal year. Such information may be useful in evaluating a City's near-term financing requirements.

CITY OF DARIEN
Management's Discussion and Analysis
For the Year Ended April 30, 2012

Because the focus of governmental funds is narrower than that of the government-wide financial statements, it is useful to compare the information presented for governmental funds with similar information presented for governmental activities in the government-wide financial statements. By doing so, readers may better understand the long-term impact of the government's near-term financing decisions. Both the governmental fund balance sheet and the governmental fund statement of revenues, expenditures and changes in fund balances provide a reconciliation to facilitate this comparison between governmental funds and governmental activities.

The City maintains nine individual governmental funds and merged two funds with little activity into the general fund. The Road Improvement Fund was merged in to the Capital Projects Fund this year. Information is presented separately in the governmental fund balance sheet and in the governmental fund statement of revenues, expenditures, and changes in fund balances for the General Fund, Capital Improvements and Debt Service all of which are considered to be major funds. Data from the remaining governmental funds are combined into a single, aggregated presentation. Individual fund data for each of these non-major governmental funds is provided in the form of combining schedules elsewhere in this report.

The City adopts an annual budget for each of the major funds listed above. A budgetary comparison statement has been provided for each major fund to demonstrate compliance with this budget.

Proprietary funds are used to report the same functions presented as business-type activities in the government-wide financial statements. The City's proprietary funds present the activities and balances in the Water Fund, which is considered to be a major fund, using the accrual basis of accounting and economic resources measurement focus. Proprietary funds provide the same type of information as the government-wide financial statements, but in greater detail. The proprietary funds reflect the private-sector type operation, where the fee for service typically covers all or most of the cost of operation and maintenance including depreciation.

Fiduciary funds are used to account for resources held for the benefit of parties outside the city. Fiduciary funds are not reflected in the government-wide financial statement because the resources of those funds are not available to support the City's own programs. The accounting used for fiduciary funds is much like that for the government-wide financial statements.

Notes to the Financial Statements

The notes to the basic financial statements provide additional information that is essential to a full understanding of the data provided in the government-wide and various fund financial statements.

CITY OF DARIEN
Management's Discussion and Analysis
For the Year Ended April 30, 2012

Other Information

In addition to the basic financial statements and accompanying notes, this report also presents certain required supplementary information concerning the City's contributions and funding progress of the Illinois Municipal Retirement Fund and Police Pension Funds; as well as, budget to actual comparisons of the funds. Supplementary schedules include combining and individual fund schedules of all non-major funds and fiduciary funds.

GOVERNMENT-WIDE FINANCIAL ANALYSIS

Condensed Statement of Net Assets									
As of April 30, 2012									
(In millions of dollars)									
	<u>Governmental</u>			<u>Business-Type</u>			<u>Government</u>		
	<u>Activities</u>			<u>Activities</u>			<u>Total</u>		
	<u>2012</u>	<u>2011</u>	<u>Change</u>	<u>2012</u>	<u>2011</u>	<u>Change</u>	<u>2012</u>	<u>2011</u>	<u>Change</u>
Current and other assets	9.12	7.43	1.69	2.36	2.28	.08	11.48	9.71	1.77
Capital assets	<u>15.12</u>	<u>17.15</u>	<u>(2.03)</u>	<u>7.07</u>	<u>7.42</u>	<u>(.35)</u>	<u>22.19</u>	<u>24.57</u>	<u>(2.38)</u>
Total Assets	<u>24.24</u>	<u>24.58</u>	<u>(.34)</u>	<u>9.43</u>	<u>9.70</u>	<u>(.37)</u>	<u>33.67</u>	<u>34.28</u>	<u>.61</u>
Long-term liabilities	4.76	4.98	(.22)	3.09	3.23	(.14)	7.85	8.21	.36
Other liabilities	<u>3.65</u>	<u>3.46</u>	<u>.19</u>	<u>.56</u>	<u>.62</u>	<u>.06</u>	<u>4.21</u>	<u>4.08</u>	<u>.13</u>
Total Liabilities	<u>8.41</u>	<u>8.44</u>	<u>(.03)</u>	<u>3.65</u>	<u>3.85</u>	<u>(.20)</u>	<u>12.06</u>	<u>12.29</u>	<u>(.23)</u>
<i>Net assets:</i>									
Invested in capital assets, net of related debt	10.15	12.03	(1.88)	3.86	4.04	(.18)	14.01	16.06	(2.05)
Restricted	.25	.10	.50	0.00	0.00	0.00	.25	.10	.15
Unrestricted	<u>5.44</u>	<u>4.01</u>	<u>4.43</u>	<u>1.93</u>	<u>1.81</u>	<u>.12</u>	<u>7.37</u>	<u>5.82</u>	<u>1.55</u>
Total Net Assets	<u>15.84</u>	<u>16.14</u>	<u>(.30)</u>	<u>5.79</u>	<u>5.85</u>	<u>(.06)</u>	<u>21.63</u>	<u>21.98</u>	<u>(.35)</u>

Normal Impacts

There are six basic (normal) transactions that will affect the comparability of the Statement of Net Assets summary presentation.

Net results of activities – which will impact (increase/decrease) current assets and unrestricted net assets.

Borrowing for capital – which will increase current assets and long-term debt.

(See Independent Auditor's Report)

CITY OF DARIEN
Management's Discussion and Analysis
For the Year Ended April 30, 2012

Spending borrowed proceeds on new capital – which will: (a) reduce current assets and increase capital assets; and, (b) increase capital assets and long-term debt, which will not change the net assets invested in capital assets, net of related debt.

Spending of non-borrowed current assets on new capital – which will: (a) reduce current assets and increase capital assets; and, (b) will reduce unrestricted net assets and increase invested in capital assets, net of related debt.

Principal payment on debt – which will: (a) reduce current assets and reduce long-term debt; and, (b) reduce unrestricted net assets and increase net assets invested in capital assets, net of related debt.

Reduction of capital assets through depreciation – which will reduce capital assets and net assets invested in capital assets, net of related debt.

Current Year Impacts

As noted earlier, net assets may serve over time as a useful indicator of a governments' financial position. In the case of the City of Darien, total net assets decreased approximately \$.35 million from \$21.98 million to \$21.63 million. The City of Darien has a goal to maintain a specific level of fund balance and when it is projected that the amount is increasing, fund balance is used to cover expenditures rather than raise revenue. The City of Darien total assets equal \$33.67 million. The City of Darien total liabilities equal \$12.06 million.

The City of Darien's assessed property tax rate was .2599. The City of Darien's portion of a resident's tax bill is 4.308% of their total tax bill. The City of Darien's property taxes remain relatively lower than other municipalities within DuPage County.

A portion of the net assets of the governmental activities is restricted for street maintenance, road improvements, and special assessments. The unrestricted combined balance, for both governmental and business type activities, of \$7.37 million may be used to meet the ongoing City obligations to their citizens and creditors. All net asset categories show positive balances at yearend.

CITY OF DARIEN
Management's Discussion and Analysis
For the Year Ended April 30, 2012

Condensed Statement of Activities									
As of April 30, 2012									
(In millions of dollars)									
	<u>Governmental</u> <u>Activities</u>			<u>Business-Type</u> <u>Activities</u>			<u>Government</u> <u>Total</u>		
	<u>2012</u>	<u>2011</u>	<u>Change</u>	<u>2012</u>	<u>2011</u>	<u>Change</u>	<u>2012</u>	<u>2011</u>	<u>Change</u>
Revenues:									
<i>Program Revenues:</i>									
Charges for Services	2.10	\$1.68	.42	4.59	4.55	.04	6.69	6.23	.46
Operating Grants and Contributions	.86	0.66	.20	-	-	-	.86	.66	.20
<i>General Revenues:</i>									
Property taxes	2.33	2.31	.02	-	-	-	2.33	2.31	.02
Other Taxes	9.46	9.05	.41	-	-	-	9.46	9.05	.41
Other General Revenues	<u>.16</u>	<u>.50</u>	<u>(.34)</u>	<u>.02</u>	<u>.02</u>	<u>.08</u>	<u>.18</u>	<u>.52</u>	<u>(.34)</u>
Total Revenues	14.91	14.20	.71	4.61	4.57	.04	19.52	18.77	.75
Expenses:									
Administration	1.58	1.56	.02	-	-	-	1.58	1.56	.02
Public Works	1.69	2.27	(.58)	-	-	-	1.69	2.27	(.58)
Public Safety	10.36	9.55	.81	-	-	-	10.36	9.55	.81
Interest and Fees	.20	.14	.06	-	-	-	.20	.14	.06
Water	<u>4.67</u>	<u>4.32</u>	<u>.35</u>	<u>4.67</u>	<u>4.32</u>	<u>.35</u>	<u>4.67</u>	<u>4.32</u>	<u>.35</u>
Total Expenses	13.83	13.52	.31	4.67	4.32	.35	18.50	17.84	.66
Increase (Decrease) in Net Assets Before Prior Period Adjustment	1.08	.68	.40	(.06)	.25	(.31)	1.02	.93	.09
Prior Period Adjustment	<u>(1.38)</u>	<u>0.00</u>	<u>(1.38)</u>	<u>—</u>	<u>—</u>	<u>—</u>	<u>(1.38)</u>	<u>0.00</u>	<u>(1.38)</u>
Change in Net Assets	(.30)	.68	(.98)	(.06)	.25	(.31)	(.36)	.93	(1.29)
Net Assets, Beginning of Year	<u>16.14</u>	<u>15.46</u>	<u>.68</u>	<u>5.85</u>	<u>5.60</u>	<u>.25</u>	<u>21.99</u>	<u>21.05</u>	<u>.94</u>
Net Assets, End of Year	15.84	\$16.14	(.30)	5.79	\$5.85	(.06)	21.63	21.99	(.35)

CITY OF DARIEN
Management's Discussion and Analysis
For the Year Ended April 30, 2012

Normal Impacts

There are eight basic (normal) impacts that will affect the comparability of the revenues and expenses on the Statement of Activities summary presentation.

Revenues

Economic condition – which can reflect a declining, stable or growing economic environment, and has substantial impact on state sales, replacement and hotel/motel tax revenue; as well as, public spending habits for building permits, elective user fees, and volumes of consumption.

Increase/decrease in City approved rates – while certain tax rates are set by statute, the City Council has significant authority to impose and periodically increase/decrease rates (water, home rule sales tax, etc.).

Changing patterns in intergovernmental and grant revenue (both recurring and non-recurring) – certain recurring revenues (state shared revenues, etc.) may experience significant changes periodically while non-recurring grants are less predictable and often distorting in their impact on year to year comparisons.

Market impacts on investment income – the City's investments may be affected by market conditions causing investment income to increase/decrease.

Expenses

Introduction of new programs – within the functional expense categories (general government, public safety, public works, and community development), individual programs may be added or deleted to meet changing community needs.

Change in authorized personnel – changes in service demand may cause the City Council to increase/decrease authorized staffing. Staffing costs (salary and related benefits) represent the largest operating cost of the City.

Salary increases (annual adjustments and merit) – the ability to attract and retain human and intellectual resources requires the City to strive to approach a competitive salary range position in the marketplace.

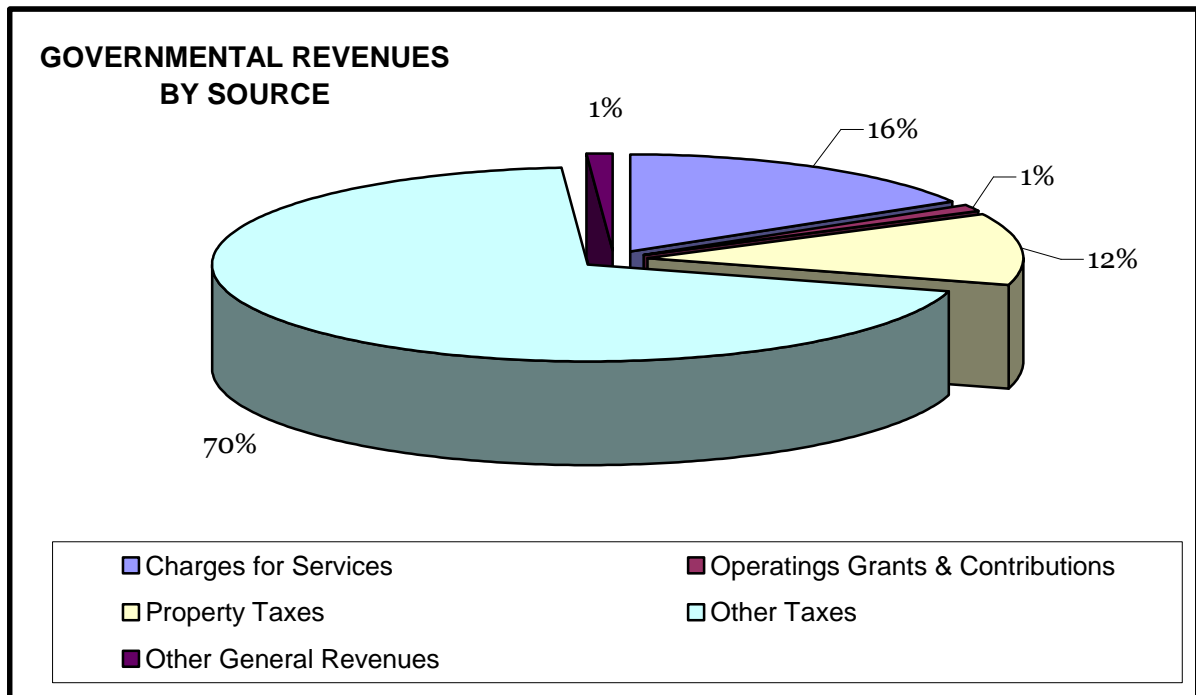
Inflation – while overall inflation appears to be reasonably modest, the City is a major consumer of certain commodities such as supplies, fuel and parts. Some functions may experience unusual commodity specific increases.

CITY OF DARIEN
Management's Discussion and Analysis
For the Year Ended April 30, 2012

Current Year Impacts

The Governmental Activities experienced an increase in revenue of \$.67 million and an decrease in spending along with a prior period adjustment resulting in an increase in net assets of \$1.08 million compared to total net assets of \$14.76 million in the prior fiscal year.

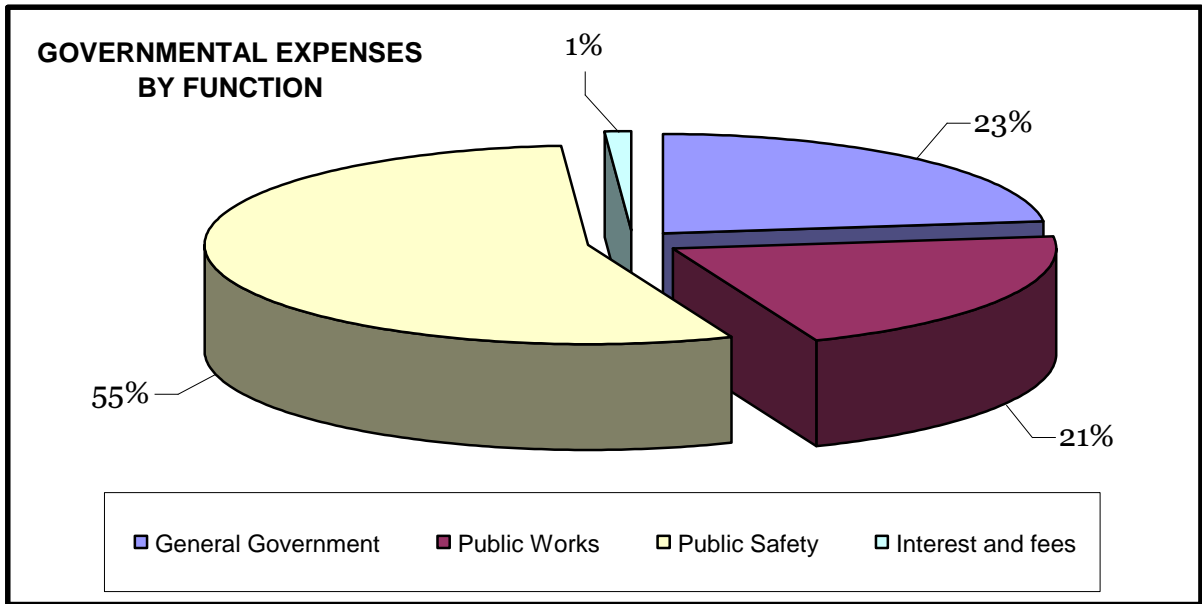
GOVERNMENTAL ACTIVITIES



CITY OF DARIEN
Management's Discussion and Analysis
For the Year Ended April 30, 2012

Revenues

The City of Darien experienced an increase in total revenue for this fiscal year. This increase in revenues amounted to \$.75 million. (see page 6 of MD&A)The increase was insignificant.

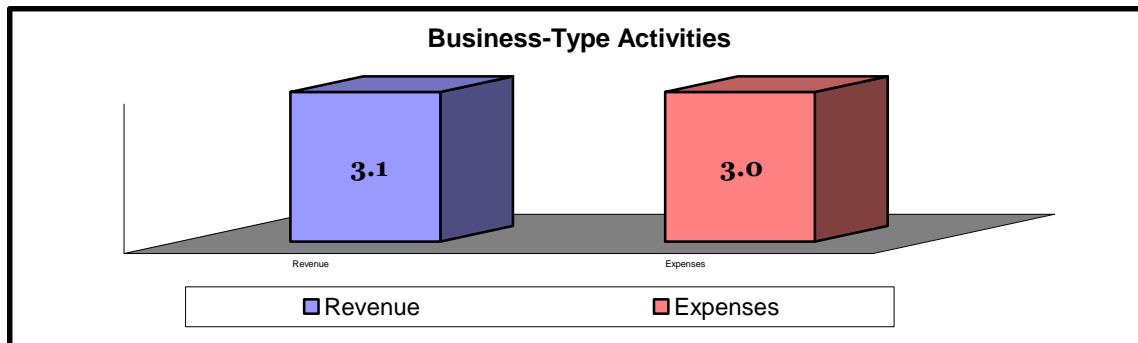


Expenses

The City of Darien's overall expenses in the current fiscal year increased over the previous year, \$.66 million.

CITY OF DARIEN
Management's Discussion and Analysis
For the Year Ended April 30, 2012

Business Type Activities



The Business-Type activity of the City of Darien includes the Water Department. The Water Department serves the city residents and businesses; Pricing of water is based on fee determined by the supplier of water, the DuPage Water Commission. Sales of water (revenues) can be affected by climate, at times, with warmer and drier summers bringing higher demand. The operating revenues of the Water Department increased by \$39 thousand in comparison to the prior year, due to increased demand by consumers and the addition of new customers that were added on to the system.

The City pays all of the general expenses from the general fund and on an annual basis transfers \$250 thousand from its Water Department to the General Fund. Operating expenses increased \$354 thousand for this fiscal year for various reasons including personnel costs. The increase was also the result of increases in contractual and material supply expenses for the water system as well as the additional customers and the increased water rates from the City of Chicago.

FINANCIAL ANALYSIS OF THE CITY'S FUNDS

The City of Darien uses fund accounting to ensure and demonstrate compliance with finance related legal requirements.

Governmental Funds: The focus of the City of Darien's governmental funds is to provide information on near-term inflows, outflows, and balances of spendable resources. Such information is useful in assessing the City of Darien financing requirements.

The City of Darien's major funds include; the General Fund, Motor Fuel Tax Fund, Capital Improvement and Debt Service Fund.

At the end of the current fiscal year, the City of Darien's governmental funds reported a combined (major and non-major) ending fund balance of \$6.21 million; an increase of \$1.08 million over fiscal 2011.

The fund balance of the City of Darien's general fund decreased by \$352 thousand to \$4.11 million during the current fiscal year. (see page 42 of Financial Statements)

(See Independent Auditor's Report)

CITY OF DARIEN
Management's Discussion and Analysis
For the Year Ended April 30, 2012

GENERAL FUND BUDGETARY HIGHLIGHTS

Over the course of the year 2012 the original budget was amended on 8/15/11 to increase the amount of ditch projects by \$420,000 and increase the amount to transfer to capital projects fund by \$1000,000.

The city was able to transfer \$3,000,000 from its General Fund to the Capital Projects Fund while still maintaining adequate Fund balance.

CAPITAL ASSET AND DEBT ADMINISTRATION

Capital assets

At the end of fiscal 2012, the City of Darien had total capital assets (net of accumulated depreciation) of \$22.20 million, invested in a broad range of capital assets including police and public works equipment, buildings, water facilities, roads, streets, and sewer lines. The total decrease in the City's capital assets for the current year was \$2.37 million. The City sold a piece of property that used to be rented out to a private company. For more detailed information see note 4. Capital Assets, page 28 & 29.

Debt Administration

The debt administration discussion covers two types of debt reported by the City's financial statements. The City's governmental activities include the note payable and a general obligation bond issuance for the acquisition and construction of major capital facilities. Overall, the City's governmental activities report a total debt of \$5.52 million. The City began the fiscal year with a balance of \$5.70 million in debt, and entered into an installment contract.

In the City's business-type activities a total debt of \$3.27 million is reported. Debt was reduced in the City business-type activity during 2012 by \$166 thousand, and issued no new debt. The business activity debt is paid primarily by revenues generated by the Water Department's sale of water fee for service. The revenue bonds of the business-type activity are obligations of the business-type activity only and are used for infrastructure and building improvements to the system. (More detailed information about the City's long-term liabilities is presented in Note 6 to the financial statements.)

FACTORS BEARING ON THE CITY'S FUTURE

The general economic conditions of DuPage County, Cook County, and the Chicago metropolitan statistical area are affected by the national economic downturn. The unemployment rate for the most recent period available for this year, is 8.9% County-wide (Local Area Unemployment Statistics LAUS web site). The City's future is also affected by the sales tax base, which can vary based upon the vacancy rate of the local retail establishments, which are affected by the national economy.

(See Independent Auditor's Report)

CITY OF DARIEN
Management's Discussion and Analysis
For the Year Ended April 30, 2012

The City's expenditures are comprised mostly of salaries and benefits. The City of Darien, along with all other municipalities, is also struggling to deal with the seemingly endless double-digit annual percentage increases in the premium cost of health insurance. Other factors bearing on the City's future include increases in water rates charged, and the general state of the economy. All of the local economic factors, revenue projections, and analysis of the City's expenditures are factored in the future fiscal budget plans.

REQUESTS FOR INFORMATION

This financial report is designed to provide the City's citizens, taxpayers, and creditors with a general overview of the City's finances; as well as, to demonstrate the City's accountability for the money it receives. If you have questions about this report, or need additional financial information, contact the City Hall:

Bryon Vana
City Administrator
1702 Plainfield Road
Darien, Illinois 60561

CITY OF DARIEN, ILLINOIS

STATEMENT OF NET ASSETS

April 30, 2012

	Primary Government		
	Governmental Activities	Business-Type Activities	Total
ASSETS			
Cash and cash equivalents	\$ 4,242,881	\$ 1,435,349	\$ 5,678,230
Receivables (net, where applicable, of allowances for uncollectibles)			
Property taxes	2,311,307	-	2,311,307
Accounts	-	899,668	899,668
Intergovernmental	2,099,432	-	2,099,432
Other	356,413	-	356,413
Net pension asset	75,883	-	75,883
Unamortized bond issuance costs	15,251	25,824	41,075
Inventories	23,806	-	23,806
Capital assets not being depreciated	5,288,336	100,000	5,388,336
Capital assets being depreciated	9,833,148	6,973,553	16,806,701
Total assets	24,246,457	9,434,394	33,680,851
LIABILITIES			
Accounts payable	185,661	295,206	480,867
Accrued payroll	202,551	36,825	239,376
Accrued interest payable	68,352	50,779	119,131
Unearned revenue	2,311,307	-	2,311,307
Deposits payable	113,153	-	113,153
Other payables	2,708	-	2,708
Darien Helping Darien Fund	1,182	-	1,182
DTC maintenance escrow	10,000	-	10,000
Noncurrent liabilities			
Due within one year	755,700	176,965	932,665
Due in more than one year	4,760,601	3,089,059	7,849,660
Total liabilities	8,411,215	3,648,834	12,060,049
NET ASSETS			
Invested in capital assets, net of related debt	10,153,408	3,859,172	14,012,580
Restricted for			
Special service area	8,737	-	8,737
Public safety	20,301	-	20,301
Highways and streets	209,824	-	209,824
Debt service	4,207	-	4,207
Unrestricted	5,438,765	1,926,388	7,365,153
TOTAL NET ASSETS	\$ 15,835,242	\$ 5,785,560	\$ 21,620,802

See accompanying notes to financial statements.

CITY OF DARIEN, ILLINOIS

STATEMENT OF ACTIVITIES

For the Year Ended April 30, 2012

FUNCTIONS/PROGRAMS	Expenses	Program Revenues		
		Charges for Services	Operating Grants	Capital Grants
PRIMARY GOVERNMENT				
Governmental Activities				
General government	\$ 1,584,351	\$ 1,246,573	\$ -	\$ -
Highways and streets	1,694,510	590,841	659,569	150,000
Public safety	10,356,702	267,443	55,676	-
Interest and fiscal charges on long-term debt	197,851	-	-	-
Total governmental activities	13,833,414	2,104,857	715,245	150,000
Business-Type Activities				
Water operations	4,672,392	4,587,672	-	-
Total business-type activities	4,672,392	4,587,672	-	-
TOTAL PRIMARY GOVERNMENT	\$ 18,505,806	\$ 6,692,529	\$ 715,245	\$ 150,000

	Net (Expense) Revenue and Change in Net Assets		
	Primary Government		
	Governmental Activities	Business-Type Activities	Total
	\$ (337,778)	\$ -	\$ (337,778)
	(294,100)	-	(294,100)
	(10,033,583)	-	(10,033,583)
	(197,851)	-	(197,851)
	(10,863,312)	-	(10,863,312)
	-	(84,720)	(84,720)
	-	(84,720)	(84,720)
	(10,863,312)	(84,720)	(10,948,032)
General Revenues			
Taxes			
Property	2,332,315	-	2,332,315
Replacement	5,890	-	5,890
Income	1,813,435	-	1,813,435
Sales	4,942,309	-	4,942,309
Local use	322,118	-	322,118
Telecommunications	953,775	-	953,775
Utility	1,057,889	-	1,057,889
Amusement	92,249	-	92,249
Hotel/motel	32,451	-	32,451
Road and bridge	187,391	-	187,391
Investment income	42,121	19,977	62,098
Miscellaneous	157,649	3,403	161,052
Total	11,939,592	23,380	11,962,972
CHANGE IN NET ASSETS	1,076,280	(61,340)	1,014,940
NET ASSETS, MAY 1	16,136,762	5,846,900	21,983,662
Prior period adjustment	(1,377,800)	-	(1,377,800)
NET ASSETS, MAY 1, RESTATED	14,758,962	5,846,900	20,605,862
NET ASSETS, APRIL 30	\$ 15,835,242	\$ 5,785,560	\$ 21,620,802

See accompanying notes to financial statements.

CITY OF DARIEN, ILLINOIS

BALANCE SHEET
GOVERNMENTAL FUNDS

April 30, 2012

	Capital			
	General	Improvements	Nonmajor	Total
ASSETS				
Cash and cash equivalents	\$ 2,173,296	\$ 1,877,100	\$ 192,485	\$ 4,242,881
Receivables (net, where applicable, of allowances for uncollectibles)				
Property taxes	2,163,487	-	147,820	2,311,307
Intergovernmental	2,056,554	-	42,878	2,099,432
Other	355,487	-	926	356,413
Inventory	23,806	-	-	23,806
TOTAL ASSETS	\$ 6,772,630	\$ 1,877,100	\$ 384,109	\$ 9,033,839
LIABILITIES AND FUND BALANCES				
LIABILITIES				
Accounts payable	\$ 171,023	\$ 12,392	\$ 2,246	\$ 185,661
Accrued payroll	202,551	-	-	202,551
Deferred revenue	2,163,487	-	147,820	2,311,307
Deposits payable	113,153	-	-	113,153
Other payables	2,708	-	-	2,708
Darien Helping Darien Fund	1,182	-	-	1,182
DTC maintenance escrow	10,000	-	-	10,000
Total liabilities	2,664,104	12,392	150,066	2,826,562
FUND BALANCES				
Nonspendable				
Inventory	23,806	-	-	23,806
Restricted				
Special service area	-	-	8,737	8,737
Public safety	9,026	-	11,275	20,301
Highways and streets	-	-	209,824	209,824
Debt service	-	-	4,207	4,207
Unrestricted				
Assigned				
Capital improvements	-	1,864,708	-	1,864,708
Unassigned				
General Fund	4,075,694	-	-	4,075,694
Total fund balances	4,108,526	1,864,708	234,043	6,207,277
TOTAL LIABILITIES AND FUND BALANCES	\$ 6,772,630	\$ 1,877,100	\$ 384,109	\$ 9,033,839

See accompanying notes to financial statements.

CITY OF DARIEN, ILLINOIS

RECONCILIATION OF FUND BALANCES OF GOVERNMENTAL FUNDS TO THE
GOVERNMENTAL ACTIVITIES IN THE STATEMENT OF NET ASSETS

For the Year Ended April 30, 2012

FUND BALANCES OF GOVERNMENTAL FUNDS	\$ 6,207,277
Amounts reported for governmental activities in the statement of net assets are different because:	
Capital assets used in governmental activities are not financial resources and, therefore, are not reported in the governmental funds	15,121,484
Net pension asset is shown as an asset on the statement of net assets	75,883
Long-term liabilities are not due and payable in the current period and, therefore, are not reported in the governmental funds	
Bonds payable	(4,465,000)
Notes payable	(483,466)
Compensated absences payable	(501,332)
Net pension obligation	(46,893)
Unamortized premiums on long-term debt are other financing sources in governmental funds in the year of issuance but are capitalized and amortized on the statement of net assets	(19,610)
Deferred charges from bond issues are shown as an asset on the statement of net assets but expensed in the period in governmental funds	
Unamortized bond issuance costs	15,251
Accrued interest payable is not recorded in governmental funds but is recorded on the statement of net assets	<u>(68,352)</u>
NET ASSETS OF GOVERNMENTAL ACTIVITIES	<u><u>\$ 15,835,242</u></u>

See accompanying notes to financial statements.

CITY OF DARIEN, ILLINOIS

STATEMENT OF REVENUES, EXPENDITURES,
AND CHANGES IN FUND BALANCES
GOVERNMENTAL FUNDS

For the Year Ended April 30, 2012

	General	Capital Improvements	Nonmajor	Total
REVENUES				
Taxes	\$ 4,348,505	\$ 202,256	\$ 111,199	\$ 4,661,960
Licenses and permits	932,158	-	-	932,158
Intergovernmental	7,133,538	150,000	659,569	7,943,107
Charges for services	925,048	-	-	925,048
Investment income	21,778	18,684	1,659	42,121
Miscellaneous	405,300	-	-	405,300
Total revenues	13,766,327	370,940	772,427	14,909,694
EXPENDITURES				
Current				
General government	1,573,079	-	-	1,573,079
Highways and streets	1,762,107	-	485,493	2,247,600
Public safety	7,753,703	-	-	7,753,703
Capital outlay	-	2,082,177	51,595	2,133,772
Debt service				
Principal	510,970	125,000	-	635,970
Interest and fiscal charges	27,262	76,569	104,375	208,206
Total expenditures	11,627,121	2,283,746	641,463	14,552,330
EXCESS (DEFICIENCY) OF REVENUES OVER EXPENDITURES	2,139,206	(1,912,806)	130,964	357,364
OTHER FINANCING SOURCES (USES)				
Installment contract proceeds	483,466	-	-	483,466
Transfers in	-	3,005,946	-	3,005,946
Transfers (out)	(3,000,000)	-	(5,946)	(3,005,946)
Proceeds from sale of assets	24,444	656,875	-	681,319
Total other financing sources (uses)	(2,492,090)	3,662,821	(5,946)	1,164,785
NET CHANGE IN FUND BALANCES	(352,884)	1,750,015	125,018	1,522,149
FUND BALANCES, MAY 1	4,461,410	114,693	109,025	4,685,128
FUND BALANCES, APRIL 30	\$ 4,108,526	\$ 1,864,708	\$ 234,043	\$ 6,207,277

See accompanying notes to financial statements.

CITY OF DARIEN, ILLINOIS

RECONCILIATION OF THE GOVERNMENTAL FUNDS STATEMENT OF REVENUES,
EXPENDITURES, AND CHANGES IN FUND BALANCES TO THE
GOVERNMENTAL ACTIVITIES IN THE STATEMENT OF ACTIVITIES

For the Year Ended April 30, 2012

NET CHANGE IN FUND BALANCES - TOTAL GOVERNMENTAL FUNDS	\$ 1,522,149
Amounts reported for governmental activities in the statement of activities are different because:	
Governmental funds report capital outlay as expenditures; however, they are capitalized and depreciated in the statement of activities	846,139
Some expenses in the statement of activities (e.g., depreciation) do not require the use of current financial resources and, therefore, are not reported as expenditures in governmental funds	(847,364)
Proceeds from the disposal of capital assets is reported in the governmental funds, but gain or loss on the disposal of capital assets is calculated and reported in the statement of activities	(647,200)
The issuance of loans payable is reported as an other financing source in governmental funds but as an increase in principal outstanding in the statement of activities	(483,466)
The repayment of the principal portion long-term debt is reported as an expenditure when due in governmental funds but as a reduction of principal outstanding in the statement of activities	635,970
The change in accrued interest payable on long-term debt is reported as an expense on the statement of activities	9,540
Certain costs associated with the issuances of bonds are deferred and amortized over the life of the bonds on the statement of activities:	
Amortization of issuance costs	(1,271)
Discount on issuance	(1,182)
Premium on issuance	3,268
The change in compensated absences payable is shown as an expense on the statement of activities	38,830
The change in the net pension obligation is shown as an expense on the statement of activities	(10,943)
The change in the net pension asset is shown as a reduction of expense on the statement of activities	11,810
CHANGE IN NET ASSETS OF GOVERNMENTAL ACTIVITIES	<u>\$ 1,076,280</u>

See accompanying notes to financial statements.

CITY OF DARIEN, ILLINOIS
STATEMENT OF NET ASSETS
PROPRIETARY FUNDS

April 30, 2012

	Business-Type Activities Water Operations
CURRENT ASSETS	
Cash and cash equivalents	\$ 1,435,349
Receivables (net, where applicable, of allowances for uncollectibles)	
Water - billed	13,967
Water - unbilled	885,701
Total current assets	2,335,017
NONCURRENT ASSETS	
Unamortized bond issuance costs	25,824
Capital assets	
Assets not being depreciated	100,000
Assets being depreciated	
Cost	15,806,540
Accumulated depreciation	(8,832,987)
Net capital assets being depreciated	6,973,553
Net capital assets	7,073,553
Total noncurrent assets	7,099,377
Total assets	9,434,394
CURRENT LIABILITIES	
Accounts payable	295,206
Accrued payroll	36,825
Accrued interest payable	50,779
Bonds payable	170,000
Compensated absences payable	6,965
Total current liabilities	559,775
LONG-TERM LIABILITIES	
Bonds payable	3,055,000
Unamortized bond discount	(10,619)
Compensated absences payable	39,468
Net pension obligation	5,210
Total long-term liabilities	3,089,059
Total liabilities	3,648,834
NET ASSETS	
Invested in capital assets, net of related debt	3,859,172
Unrestricted	1,926,388
TOTAL NET ASSETS	\$ 5,785,560

See accompanying notes to financial statements.

CITY OF DARIEN, ILLINOIS

STATEMENT OF REVENUES, EXPENSES,
AND CHANGES IN NET ASSETS
PROPRIETARY FUNDS

For the Year Ended April 30, 2012

	Business-Type Activities
	<u>Water</u>
	<u>Operations</u>
OPERATING REVENUES	
Water sales	\$ 4,562,083
Inspections/tap on/permits	16,385
Sale of meters	3,586
Other water sales	<u>5,618</u>
Total operating revenues	<u>4,587,672</u>
OPERATING EXPENSES	
EXCLUDING DEPRECIATION	
Personnel services	676,529
Materials and supplies	629,229
Contractual services	2,808,839
Capital related - uncapitalized	<u>70,401</u>
Total operating expenses excluding depreciation	<u>4,184,998</u>
OPERATING INCOME BEFORE DEPRECIATION	402,674
DEPRECIATION	<u>344,539</u>
OPERATING INCOME	<u>58,135</u>
NONOPERATING REVENUES (EXPENSES)	
Investment income	19,977
Miscellaneous income	3,403
Interest expense	<u>(142,855)</u>
Total nonoperating revenues (expenses)	<u>(119,475)</u>
CHANGE IN NET ASSETS	(61,340)
NET ASSETS, MAY 1	<u>5,846,900</u>
NET ASSETS, APRIL 30	<u>\$ 5,785,560</u>

See accompanying notes to financial statements.

CITY OF DARIEN, ILLINOIS

STATEMENT OF CASH FLOWS
PROPRIETARY FUNDS

For the Year Ended April 30, 2012

	<u>Business-Type Activities Water Operations</u>
CASH FLOWS FROM OPERATING ACTIVITIES	
Receipts from customers and users	\$ 4,454,944
Payments to suppliers	(3,592,841)
Payments to employees	<u>(627,647)</u>
Net cash from operating activities	<u>234,456</u>
CASH FLOWS FROM NONCAPITAL FINANCING ACTIVITIES	
None	<u>-</u>
Net cash from noncapital financing activities	<u>-</u>
CASH FLOWS FROM CAPITAL AND RELATED FINANCING ACTIVITIES	
Principal payments	(165,000)
Interest and fiscal charges	(142,672)
Miscellaneous receipts	<u>3,403</u>
Net cash from capital and related financing activities	<u>(304,269)</u>
CASH FLOWS FROM INVESTING ACTIVITIES	
Interest received	<u>19,977</u>
Net cash from investing activities	<u>19,977</u>
NET INCREASE IN CASH AND CASH EQUIVALENTS	(49,836)
CASH AND CASH EQUIVALENTS, MAY 1	<u>1,485,185</u>
CASH AND CASH EQUIVALENTS, APRIL 30	<u><u>\$ 1,435,349</u></u>
RECONCILIATION OF OPERATING INCOME TO NET CASH FLOWS FROM OPERATING ACTIVITIES	
Operating income	\$ 58,135
Adjustments to reconcile operating income to net cash from operating activities	
Depreciation	344,539
Changes in assets and liabilities	
Accounts receivable	(132,728)
Prepaid expenses	5,033
Accounts payable	(89,405)
Accrued payroll	16,860
Compensated absences payable	30,806
Net pension obligation	<u>1,216</u>
NET CASH FROM OPERATING ACTIVITIES	<u><u>\$ 234,456</u></u>

See accompanying notes to financial statements.

CITY OF DARIEN, ILLINOIS

STATEMENT OF FIDUCIARY NET ASSETS
FIDUCIARY FUNDS

April 30, 2012

	Pension Trust Fund	Agency
ASSETS		
Cash and cash equivalents	\$ 1,387,253	\$ 13,059
Investments		
U.S. Treasury obligations	947,478	-
Annuities	55,646	-
U.S. agency obligations	6,818,038	-
Money market mutual funds	382,707	-
Municipal bonds	694,812	-
Corporate bonds	1,743,746	-
Equity mutual funds	7,925,497	-
Receivables		
Accrued interest	93,540	-
Prepaid expenses	4,367	-
	<u>20,053,084</u>	<u>\$ 13,059</u>
LIABILITIES		
Accounts payable	4,978	\$ -
Due to others	-	10,716
Impact fees payable	-	2,317
Deposits payable	-	26
	<u>4,978</u>	<u>\$ 13,059</u>
NET ASSETS HELD IN TRUST FOR PENSION BENEFITS	<u>\$ 20,048,106</u>	

See accompanying notes to financial statements.

CITY OF DARIEN, ILLINOIS

STATEMENT OF CHANGES IN FIDUCIARY NET ASSETS
POLICE PENSION FUND

For the Year Ended April 30, 2012

ADDITIONS	
Contributions	
Employer	\$ 1,185,043
Employee	310,448
	<hr/>
Total contributions	1,495,491
	<hr/>
Investment income	
Net appreciation in fair value of investments	311,214
Interest	586,555
	<hr/>
Total investment income	897,769
Less investment expense	(45,036)
	<hr/>
Net investment income	852,733
	<hr/>
Total additions	2,348,224
	<hr/>
DEDUCTIONS	
Pension benefits	1,135,485
Contractual services	17,917
Administrative expenses	6,079
	<hr/>
Total deductions	1,159,481
	<hr/>
NET INCREASE	1,188,743
NET ASSETS HELD IN TRUST FOR PENSION BENEFITS	
May 1	18,859,363
	<hr/>
April 30	\$ 20,048,106
	<hr/> <hr/>

See accompanying notes to financial statements.

CITY OF DARIEN, ILLINOIS

NOTES TO FINANCIAL STATEMENTS

April 30, 2012

1. SUMMARY OF SIGNIFICANT ACCOUNTING POLICIES

The financial statements of the City of Darien, Illinois (the City) have been prepared in conformity with accounting principles generally accepted in the United States of America, as applied to government units (hereinafter referred to as generally accepted accounting principles (GAAP)). The Governmental Accounting Standards Board (GASB) is the accepted standard-setting body for establishing governmental accounting and financial reporting principles. The more significant of the City's accounting policies are described below.

a. Financial Reporting Entity

The City is a municipal corporation governed by a seven-member council consisting of seven aldermen and the mayor. As required by generally accepted accounting principles, these financial statements present the City and its component units, entities for which the government is considered to be financially accountable. Blended component units, although legally separate entities, are, in substance, part of the City's operations and so data from these units are combined with data of the primary government.

The City's financial statements include a pension trust fund.

Police Pension Employees Retirement System

The City's police employees participate in the Police Pension Employees Retirement System (PPERS). PPERS functions for the benefit of these employees and is governed by a five-member pension board. Two members appointed by the City's Mayor, one elected pension beneficiary, and two elected police employees constitute the pension board. The City and PPERS participants are obligated to fund all PPERS costs based upon actuarial valuations. The State of Illinois is authorized to establish benefit levels and the City is authorized to approve the actuarial assumptions used in the determination of contribution levels. Although it possesses many of the characteristics of a legally separate government, PPERS is reported as if it were part of the primary government because its sole purpose is to finance and administer the pensions of the City's police employees, and because of the fiduciary nature of such activities. PPERS is reported as a pension trust fund.

1. SUMMARY OF SIGNIFICANT ACCOUNTING POLICIES (Continued)

b. Fund Accounting

The City uses funds to report on its financial position and the changes in its financial position. Fund accounting is designed to demonstrate legal compliance and to aid financial management by segregating transactions related to certain city functions or activities.

A fund is a separate accounting entity with a self-balancing set of accounts.

Funds are classified into the following categories: governmental, proprietary, and fiduciary.

Governmental funds are used to account for all or most of the City's general activities, including the collection and disbursement of earmarked monies (special revenue funds), the acquisition or construction of capital assets (capital projects funds), the servicing of general long-term debt (debt service fund), and the management of funds held in trust that can be used for governmental services (permanent fund). The general fund is used to account for all activities of the general government not accounted for in some other fund.

Proprietary funds are used to account for activities similar to those found in the private sector, where the determination of net income is necessary or useful to sound financial administration. Goods or services from such activities can be provided either to outside parties (enterprise funds) or to other departments or agencies primarily within the City (internal service funds). Pursuant to GASB Statement No. 20, *Accounting and Financial Reporting for Proprietary Funds*, the City has chosen to apply all GASB pronouncements as well as those FASB pronouncements issued on or before November 30, 1989 to account for enterprise funds.

Fiduciary funds are used to account for assets held on behalf of outside parties, including other governments. The City utilizes pension trust funds and agency funds which are generally used to account for assets that the City holds in fiduciary capacity or on behalf of others as their agent.

c. Government-Wide and Fund Financial Statements

The government-wide financial statements (i.e., the statements of net assets and the statement of activities) report information on all of the nonfiduciary activities of the City. The effect of material interfund activity has been eliminated from these financial statements. Governmental activities, which normally are supported by taxes and intergovernmental revenues, are reported separately from business-type activities, which rely to a significant extent on fees and charges for support.

1. SUMMARY OF SIGNIFICANT ACCOUNTING POLICIES (Continued)

c. Government-Wide and Fund Financial Statements (Continued)

The statement of activities demonstrates the degree to which the direct expenses of a given function, segment, or program are offset by program revenues. Direct expenses are those that are clearly identifiable with a specific function or segment. Program revenues include (1) charges to customers or applicants who purchase, use, or directly benefit from goods, services, or privileges provided by a given function or segment and (2) grants and contributions that are restricted to meeting the operational or capital requirements of a particular function or segment. Taxes and other items not properly included among program revenues are reported instead as general revenues.

Separate financial statements are provided for governmental funds, proprietary funds, and fiduciary funds, even though the latter are excluded from the government-wide financial statements. Major individual governmental funds and major individual enterprise funds are reported as separate columns in the fund financial statements.

The City reports the following major governmental funds:

The General Fund is the City's primary operating fund. It accounts for all financial resources of the general government, except those accounted for in another fund.

The Capital Improvements Fund is used to account for the proceeds of the Taxable General Obligation Bonds, Series 2007A restricted to expenditures for the related capital projects.

The City reports the following major proprietary fund:

The Water Operations Fund accounts for the provision of water and sewer services to the residents of the City. All activities necessary to provide such services are accounted for in this fund including, but not limited to, administration, operations, financing and related debt service, and billing and collections.

The City reports the following fiduciary funds:

The Police Pension Fund accounts for the activities of the accumulation of resources to pay pension costs. Resources are contributed by members at rates fixed by state statutes and by the City which uses the annual property tax levy to fund the employer contribution.

Agency Funds account for assets held on behalf of third parties and that do not involve the measurement of operating results.

1. SUMMARY OF SIGNIFICANT ACCOUNTING POLICIES (Continued)

d. Measurement Focus, Basis of Accounting, and Basis of Presentation

The government-wide financial statements are reported using the economic resources measurement focus and the accrual basis of accounting, as are the proprietary fund and pension trust fund financial statements. Revenues and additions are recorded when earned and expenses and deductions are recorded when a liability is incurred. Property taxes are recognized as revenues in the year for which they are levied (i.e., intended to finance). Grants and similar items are recognized as revenue as soon as all eligibility requirements imposed by the provider have been met. Operating revenues and expenses are directly attributable to the operation of the proprietary funds. Nonoperating revenue/expenses are incidental to the operations of these funds.

Governmental fund financial statements are reported using the current financial resources measurement focus and the modified accrual basis of accounting. Under the modified accrual basis of accounting, revenues are recognized when susceptible to accrual (i.e., when they become both measurable and available). “Measurable” means the amount of the transaction can be determined and “available” means collectible within the current period or soon enough thereafter to be used to pay liabilities of the current period. For this purpose, the City considers revenues to be available if they are collected within 60 days of the end of the current fiscal period, except for sales taxes, income taxes and telecommunications taxes which use a 90-day period. The City recognizes property taxes when they become both measurable and available in the year intended to finance. Expenditures are recorded when the related fund liability is incurred. Principal and interest on general long-term debt are recorded as expenditures when due.

Sales taxes owed to the state at year end; franchise taxes, licenses, charges for services, and interest associated with the current fiscal period are all considered to be susceptible to accrual and are recognized as revenues of the current fiscal period. Income and motor fuel taxes and fines collected and held by the state or county at year end on behalf of the City also are recognized as revenue. Fines and permits revenues are not susceptible to accrual because generally they are not measurable until received in cash.

In applying the susceptible to accrual concept to intergovernmental revenues (i.e., federal and state grants), the legal and contractual requirements of the numerous individual programs are used as guidelines. Monies that are virtually unrestricted as to purpose of expenditure, which are usually revocable only for failure to comply with prescribed compliance requirements, are reflected as revenues at the time of receipt or earlier if the susceptible to accrual criteria are met.

1. SUMMARY OF SIGNIFICANT ACCOUNTING POLICIES (Continued)

d. Measurement Focus, Basis of Accounting, and Basis of Presentation
(Continued)

The City reports unearned/deferred revenue on its financial statements. Unearned/deferred revenues arise when a potential revenue does not meet both the measurable and available or earned criteria for recognition in the current period. Unearned/deferred revenues also arise when resources are received by the government before it has a legal claim to them as when grant monies are received prior to the incurrence of qualifying expenditures. In subsequent periods, when both the revenue recognition criteria are met, or when the government has a legal claim to the resources, the liability for unearned/deferred revenue is removed from the financial statements and revenue is recognized.

e. Cash and Investments

Cash and Cash Equivalents

For purposes of the statement of cash flows, the City's proprietary funds consider all highly liquid investments with an original maturity of three months or less when purchased to be cash equivalents.

Investments

City investments with a maturity of one year or less when purchased are stated at cost or amortized cost. City investments with a maturity greater than one year and all pension fund investments are stated at fair value in accordance with GASB Statement No. 31.

Illinois Funds, a money market mutual fund created by the Illinois State Legislature and controlled by the Illinois State Treasurer is reported at a \$1 per share value, which equals the City's fair value in the pool.

f. Interfund Receivables/Payables

Activity between funds that are representative of lending/borrowing arrangements outstanding at the end of the fiscal year are referred to as either "due to/from other funds" (i.e., the current portion of interfund loans) or "advances to/from other funds" (i.e., the noncurrent portion of interfund loans). All other outstanding balances between funds are reported as "due to/from other funds."

g. Inventories

Inventories are valued at cost, which approximates market, using the first-in/first-out (FIFO) method. The costs of governmental fund inventories, if any, are recorded as expenditures when purchased.

1. SUMMARY OF SIGNIFICANT ACCOUNTING POLICIES (Continued)

h. Prepaid Items/Expenses

Payments made to vendors for services that will benefit periods beyond the date of this report are recorded as prepaid items/expenses, if any.

i. Capital Assets

Capital assets, which include property, plant, equipment, and infrastructure assets (e.g., roads, bridges, storm sewers), are reported in the applicable governmental or business-type activities columns in the government-wide financial statements. Capital assets are defined by the City as assets with an initial, individual cost of more than \$50,000 for machinery, equipment, and vehicles, \$100,000 for building improvements, \$100,000 for buildings, \$200,000 for infrastructure and an estimated useful life in excess of one year, and any amount for land. Such assets are recorded at historical cost or estimated historical cost if purchased or constructed. Donated capital assets are recorded at estimated fair market value at the date of donation.

The costs of normal maintenance and repairs that do not add to the value of the asset or materially extend asset lives are not capitalized. Improvements are capitalized and depreciated over the remaining useful lives of the related capital assets, as applicable.

Major outlays for capital assets and improvements are capitalized as projects are constructed. Interest incurred during the construction phase of capital assets of business-type activities is included as part of the capitalized value of the assets constructed. Property, plant, and equipment are depreciated using the straight-line method over the following estimated useful lives:

Assets	Years
Buildings	25-50
Building improvements	8-25
Land improvements	15-35
Machinery, vehicles, and equipment	5-20
Infrastructure - streets	25-50
Waterworks and sewage system	25

j. Compensated Absences

It is the City's policy to permit employees to accumulate earned but unused vacation and sick pay benefits. Vacations must be taken in the year following the one in which it was earned. Unused vacation time is not allowed to be carried over to the subsequent year without approval. Sick leave may be accumulated for future use. City employees may accrue up to 120 or 150 hours depending on the employment classification. The City's policy allows for a bonus to be paid for those employees who have not used sick days in the given year. Accumulated amounts are paid out at retirement at a rate of 50% of the employee's current hourly salary rate.

1. SUMMARY OF SIGNIFICANT ACCOUNTING POLICIES (Continued)

j. Compensated Absences (Continued)

Vested or accumulated vacation leave are reported as an expenditure and a fund liability of the governmental fund that will pay it once retirement or separation has occurred. Vested or accumulated vacation and sick leave of proprietary funds and governmental activities are recorded as an expense and liability of those funds as the benefits accrue to employees.

k. Long-Term Obligations

In the government-wide financial statements and proprietary funds in the fund financial statements, long-term debt and other long-term obligations are reported as liabilities in the applicable governmental activities, business-type activities, or proprietary fund financial statements. Bond premiums and discounts, as well as issuance costs, are deferred and amortized over the life of the bonds. Bonds payable are reported net of the applicable bond premium or discount. Bond issuance costs are reported as deferred charges and amortized over the term of the related debt.

In the fund financial statements, governmental funds recognize bond premiums and discounts, as well as bond issuance costs, during the current period. The face amount of debt issued is reported as other financing sources. Premiums received on debt issuances are reported as other financing sources while discounts on debt issuances are reported as other financing uses. Issuance costs, whether or not withheld from the actual debt proceeds received, are reported as expenditures.

l. Fund Balances/Net Assets

In the fund financial statements, governmental funds report nonspendable fund balance for amounts that are either not in spendable form or legally or contractually required to be maintained intact. Restrictions of fund balance are reported for amounts constrained by legal restrictions from outside parties for use for a specific purpose, or externally imposed by outside entities. Committed fund balance is constrained by formal actions of the City Council, which is considered the City's highest level of decision making authority. Formal actions include resolutions and ordinances approved by the Board. Assigned fund balance represents amounts constrained by the City's intent to use them for a specific purpose. The authority to assign fund balance has been delegated to the City Administrator. Any residual fund balance of the General Fund is reported as unassigned.

1. SUMMARY OF SIGNIFICANT ACCOUNTING POLICIES (Continued)

l. Fund Balances/Net Assets (Continued)

The City has not adopted a flow of funds policy and therefore applies the flow of funds from GASB Statement No. 54, which prescribes that the funds with the highest level of constraint are expended first. If restricted or unrestricted funds are available for spending, the restricted funds are spent first. Additionally, if different levels of unrestricted funds are available for spending the City considers committed funds to be expended first followed by assigned and then unassigned funds. For net assets, restricted funds are spent first then unrestricted funds.

In the government-wide financial statements, restricted net assets are legally restricted by outside parties for a specific purpose. Invested in capital assets, net of related debt, represents the City's investment in the book value of capital assets, less any outstanding debt that was issued to construct or acquire the capital asset.

None of the restricted net assets or restricted fund balance results from enabling legislation adopted by the City.

m. Interfund Transactions

Interfund services are accounted for as revenues, expenditures, or expenses. Transactions that constitute reimbursements to a fund for expenditures/expenses initially made from it that are properly applicable to another fund are recorded as expenditures/expenses in the reimbursing fund and as reductions of expenditures/expenses in the fund that is reimbursed.

All other interfund transactions, except interfund services and reimbursements, are reported as transfers.

n. Accounting Estimates

The preparation of financial statements in conformity with GAAP requires management to make estimates and assumptions that affect the reported amounts of assets and liabilities and disclosure of contingent assets and liabilities at the date of the financial statements and the reported amounts of revenues and expenditures/expenses during the reporting period. Actual results could differ from those estimates.

2. DEPOSITS AND INVESTMENTS

The City maintains a cash and investment pool that is available for use by all funds, except the pension trust funds. Each fund's portion of this pool is displayed on the financial statements as "cash and investments." In addition, cash and investments are separately held by several of the City's funds. The deposits and investments of the pension trust funds are held separately from those of other funds.

a. City Deposits and Investments

The City's investment policy authorizes the City to invest in all investments allowed by Illinois Compiled Statutes (ILCS). These include deposits/investments in insured commercial banks, savings and loan institutions, obligations of the U.S. Treasury and U.S. agencies, insured credit union shares, money market mutual funds with portfolios of securities issued or guaranteed by the United States Government or agreements to repurchase these same obligations, repurchase agreements, short-term commercial paper rated within the three highest classifications by at least two standard rating services, Illinois Funds (created by the Illinois State Legislature under the control of the State Treasurer that maintains a \$1 per share value which is equal to the participants fair value), and the Illinois Metropolitan Investment Fund (IMET), a not-for-profit investment trust formed pursuant to the Illinois Municipal Code and managed by a Board of Trustees elected from the participating members. IMET is not registered with the SEC as an investment company. Investments in IMET are valued at IMET's share price, the price for which the investment could be sold. The City's investment policy does limit its deposits to financial institutions that are members of the FDIC system and are capable of posting collateral for amounts in excess of FDIC insurance.

It is the policy of the City to invest its funds in a manner which will provide the highest investment return with the maximum security while meeting the daily cash flow demands of the City and conforming to all state and local statutes governing the investment of public funds, using the "prudent person" standard for managing the overall portfolio. The primary objectives of the policy are, in order of priority, safety of principal, liquidity, and yield.

Deposits with Financial Institutions

Custodial credit risk for deposits with financial institutions is the risk that in the event of bank failure, the City's deposits may not be returned to it. The City's investment policy requires pledging of collateral for all bank balances in excess of federal depository insurance. The investment policy does not address how collateral is held.

2. DEPOSITS AND INVESTMENTS (Continued)

a. City Deposits and Investments (Continued)

Investments

Interest rate risk is the risk that changes in interest rates will adversely affect the fair value of an investment. In accordance with its investment policy, the City limits its exposure to interest rate risk by structuring the portfolio to provide liquidity for short and long-term cash flow needs while providing a reasonable rate of return based on the current market. Unless matched to a specific cash flow, the City does not directly invest in securities maturing more than five years from the date of purchase.

Credit risk is the risk that the issuer of a debt security will not pay its par value upon maturity. The City limits its exposure to credit risk by limiting investments to the types of securities listed above; pre-qualifying the financial institutions, broker/dealers, intermediaries, and advisers with which the City will do business in accordance with the City's investment policy; diversifying the investment portfolio so that the impact of potential losses from any one type of security or from any one individual issuer will be minimized.

Custodial credit risk for investments is the risk that, in the event of the failure of the counterparty to the investment, the City will not be able to recover the value of its investments that are in possession of an outside party. To limit its exposure, the City's investment policy requires all security transactions that are exposed to custodial credit risk to be processed on a delivery versus payment (DVP) basis with the underlying investments held by an independent third party custodian and evidenced by safekeeping receipts.

Concentration of credit risk is the risk that the City has a high percentage of its investments invested in one type of investment. The City's investment policy requires diversification of investments to avoid unreasonable risk. The investments shall be diversified by:

- Limiting investments to avoid over concentration in securities from a specific issuer or business sector (excluding U.S. Treasury securities);
- Limiting investment in securities that have higher credit risks;
- Investing in securities with varying maturities; and
- Continuously investing a portion of the portfolio in readily available funds such as local government investment pools (LGIPs), money market funds, or overnight repurchase agreements to ensure that appropriate liquidity is maintained in order to meet ongoing obligations.

2. DEPOSITS AND INVESTMENTS (Continued)

b. Police Pension Fund Deposits and Investments

The Police Pension Fund’s investment policy authorizes the Police Pension Fund to invest in all investments allowed by ILCS. These include deposits/investments in insured commercial banks, savings and loan institutions, interest-bearing obligations of the U.S. Treasury and U.S. agencies, interest-bearing bonds of the State of Illinois or any county, township, or municipal corporation of the State of Illinois, money market mutual funds whose investments consist of obligations of the U.S. Treasury or U.S. agencies, separate accounts managed by life insurance companies, mutual funds, corporate bonds, common and preferred stock, Illinois Funds (created by the Illinois State Legislature under the control of the State Treasurer that maintains a \$1 per share value which is equal to the participants fair value), and IMET, a not-for-profit investment trust formed pursuant to the Illinois Municipal Code and managed by a Board of Trustees elected from the participating members. IMET is not registered with the SEC as an investment company. Investments in IMET are valued at IMET’s share price, the price for which the investment could be sold.

It is the policy of the Police Pension Fund to invest its funds in a manner which will provide the highest investment return with the maximum security while meeting the cash flow demands of the Police Pension Fund and conforming to all state and local statutes governing the investment of public funds, using the “prudent person” standard for managing the overall portfolio. The primary objectives of the policy are, in order of priority, safety of principal, risk aversion, rate of return, and liquidity.

Deposits with Financial Institutions

Custodial credit risk for deposits with financial institutions is the risk that in the event of bank failure, the Police Pension Fund’s deposits may not be returned to it. The Police Pension Fund’s investment policy does not require pledging of collateral for all bank balances in excess of federal depository insurance.

Investments

The following table presents the investments and maturities of the Police Pension Fund’s debt securities as of April 30, 2012:

Investment Type	Fair Value	Investment Maturities in Years			
		Less than 1	1-5	6-10	Greater than 10
U.S. Treasury obligations	\$ 947,478	\$ 95,933	\$ 259,804	\$ 591,741	\$ -
U.S. agency obligations	6,818,038	-	2,801,180	3,365,014	651,844
Annuities	55,646	55,646	-	-	-
Corporate Bonds	1,743,746	-	958,462	785,284	-
Municipal bonds	694,812	-	133,903	508,100	52,809
TOTAL	\$ 10,259,720	\$ 151,579	\$ 4,153,349	\$ 5,250,139	\$ 704,653

2. DEPOSITS AND INVESTMENTS (Continued)

b. Police Pension Fund Deposits and Investments (Continued)

Investments (Continued)

Interest rate risk is the risk that changes in interest rates will adversely affect the fair value of an investment. In accordance with its investment policy, the Police Pension Fund limits its exposure to interest rate risk by structuring the portfolio to provide liquidity for all reasonably anticipated operating requirements while providing a reasonable rate of return based on the current market.

Credit risk is the risk that the issuer of a debt security will not pay its par value upon maturity. The Police Pension Fund limits its exposure to credit risk by primarily investing U.S. Treasury or U.S. agency obligations. The U.S. Treasury and U.S. agency obligations are rated AAA. Municipal bonds are unrated.

Custodial credit risk for investments is the risk that, in the event of the failure of the counterparty to the investment, the Police Pension Fund will not be able to recover the value of its investments that are in possession of an outside party. To limit its exposure, the Police Pension Fund's investment policy requires all security transactions that are exposed to custodial credit risk to be processed on a delivery versus payment (DVP) basis with the underlying investments held by a third party custodian and evidenced by safekeeping receipts. The money market mutual funds are not subject to custodial credit risk.

Concentration of credit risk is the risk that the Police Pension Fund has a high percentage of its investments invested in one type of investment. As of April 30, 2012, the Police Pension Fund has greater than 5% of its portfolio invested in U.S. agency obligations (34.40%), corporate bonds (8.80%), equity mutual funds (39.99%), and negotiable CDs (6.31%).

3. RECEIVABLES

a. Property Taxes

Property taxes for 2011 attached as an enforceable lien on January 1, 2011, on property values assessed as of the same date. Taxes are levied by December of the subsequent fiscal year (by passage of a Tax Levy Ordinance). Tax bills are prepared by the County and issued on or about May 1, 2012, and are payable in two installments, on or about June 1, 2012 and September 1, 2012. The County collects such taxes and remits them periodically. The allowance for uncollectible taxes has been stated at 1 percent of the tax levy, to reflect actual collection experience. As the 2011 tax levy is intended to fund expenditures for the 2012-2013 fiscal year, these taxes are deferred as of April 30, 2012.

CITY OF DARIEN, ILLINOIS
NOTES TO FINANCIAL STATEMENTS (Continued)

3. RECEIVABLES (Continued)

a. Property Taxes (Continued)

The 2012 tax levy, which attached as an enforceable lien on property as of January 1, 2012, has not been recorded as a receivable as of April 30, 2012 as the tax has not yet been levied by the City and will not be levied until December 2012 and, therefore, the levy is not measurable at April 30, 2012.

b. Due from Other Governments and Other Receivables

	General	Nonmajor Governmental	Total
GOVERNMENTAL ACTIVITIES			
Intergovernmental			
Sales tax	\$ 1,090,666	\$ -	\$ 1,090,666
Local use tax	73,247	-	73,247
Income tax	658,769	-	658,769
Motor fuel tax	-	42,878	42,878
Telecommunications tax	233,872	-	233,872
Total	<u>2,056,554</u>	<u>42,878</u>	<u>2,099,432</u>
Other receivables			
Franchise fees	79,027	-	79,027
Hotel/motel tax	2,000	-	2,000
Amusement tax	6,754	-	6,754
Utility tax	25,247	-	25,247
Paypal	39	-	39
Deposit with IPBC terminal reserve	177,853	-	177,853
Accounts	64,567	-	64,567
Miscellaneous	-	926	926
Total	<u>355,487</u>	<u>926</u>	<u>356,413</u>
TOTAL GOVERNMENTAL ACTIVITIES	<u>\$ 2,412,041</u>	<u>\$ 43,804</u>	<u>\$ 2,455,845</u>

CITY OF DARIEN, ILLINOIS
NOTES TO FINANCIAL STATEMENTS (Continued)

4. CAPITAL ASSETS

Capital asset activity for the year ended April 30, 2012 was as follows:

	Balances May 1 Restated	Increases	Decreases	Balances April 30
GOVERNMENTAL ACTIVITIES				
Capital assets not being depreciated				
Land	\$ 5,935,536	\$ -	\$ 647,200	\$ 5,288,336
Total capital assets not being depreciated	5,935,536	-	647,200	5,288,336
Capital assets being depreciated				
Buildings and improvements	5,981,225	-	-	5,981,225
Machinery, vehicles, and equipment	1,854,551	846,139	-	2,700,690
Infrastructure	12,768,226	-	-	12,768,226
Total capital assets being depreciated	20,604,002	846,139	-	21,450,141
Less accumulated depreciation for				
Buildings and improvements	2,336,547	119,625	-	2,456,172
Machinery, vehicles, and equipment	1,187,463	231,614	-	1,419,077
Infrastructure	7,245,619	496,125	-	7,741,744
Total accumulated depreciation	10,769,629	847,364	-	11,616,993
Total capital assets being depreciated, net	9,834,373	(1,225)	-	9,833,148
GOVERNMENTAL ACTIVITIES				
CAPITAL ASSETS, NET	\$ 15,769,909	\$ (1,225)	\$ 647,200	\$ 15,121,484

Depreciation expense was charged to functions/programs of the governmental activities as follows:

GOVERNMENTAL ACTIVITIES	
General government	\$ 51,034
Public safety	161,145
Highways and streets	635,185
TOTAL DEPRECIATION EXPENSE - GOVERNMENTAL ACTIVITIES	\$ 847,364

CITY OF DARIEN, ILLINOIS
 NOTES TO FINANCIAL STATEMENTS (Continued)

4. CAPITAL ASSETS (Continued)

	Balances May 1	Increases	Decreases	Balances April 30
BUSINESS-TYPE ACTIVITIES				
Capital assets not being depreciated				
Land	\$ 100,000	\$ -	\$ -	\$ 100,000
Total capital assets not being depreciated	100,000	-	-	100,000
Capital assets being depreciated				
Buildings and improvements	6,989,234	-	-	6,989,234
Machinery and equipment	832,615	-	-	832,615
Infrastructure	7,984,691	-	-	7,984,691
Total capital assets being depreciated	15,806,540	-	-	15,806,540
Less accumulated depreciation for				
Buildings and improvements	2,627,456	196,106	-	2,823,562
Machinery and equipment	828,116	500	-	828,616
Infrastructure	5,032,876	147,933	-	5,180,809
Total accumulated depreciation	8,488,448	344,539	-	8,832,987
Total capital assets being depreciated, net	7,318,092	(344,539)	-	6,973,553
BUSINESS-TYPE ACTIVITIES				
CAPITAL ASSETS, NET				
	\$ 7,418,092	\$ (344,539)	\$ -	\$ 7,073,553

5. RISK MANAGEMENT

The City is exposed to various risks of loss related to torts; theft of, damage to, and destruction of assets; errors and omissions; employee health; natural disasters; illnesses of employees; and injuries to the City's employees.

Intergovernmental Risk Management Agency (IRMA)

The City participates in the Intergovernmental Risk Management Agency (IRMA). IRMA is an organization of municipalities and special districts in northeastern Illinois that have formed an association under the Illinois Intergovernmental Cooperations Statute to pool their risk management needs. IRMA administers a mix of self-insurance and commercial insurance coverages; property/casualty and workers' compensation claim administration/litigation management services; unemployment claim administration; extension risk management/loss control consulting and training programs; and a risk information system and financial reporting service for its members.

The City's payments to IRMA are displayed on the financial statements as expenditures/expenses in appropriate funds. Each member assumes the first \$2,500 of each occurrence, and IRMA has a mix of self-insurance and commercial insurance at various amounts above that level.

Each member appoints one delegate, along with an alternate delegate, to represent the member on the Board of Directors. The City does not exercise any control over the activities of IRMA beyond its representation on the Board of Directors.

5. RISK MANAGEMENT (Continued)

Intergovernmental Risk Management Agency (IRMA) (Continued)

Initial contributions are determined each year based on the individual member's eligible revenue as defined in the by-laws of IRMA and experience modification factors based on past member loss experience. Members have a contractual obligation to fund any deficit of IRMA attributable to a membership year during which they were a member. Supplemental contributions may be required to fund these deficits. The City is aware of no additional contributions due to IRMA as of April 30, 2012.

Intergovernmental Personnel Benefit Cooperative (IPBC)

The City participates in the Intergovernmental Personnel Benefit Cooperative (IPBC). IPBC is a public entity risk pool established by certain units of local government in Illinois to administer some or all of the personnel benefit programs (primarily medical, dental, and life insurance coverage) offered by these members to their officers and employees and to the officers and employees of certain governmental, quasi governmental, and nonprofit public service entities.

The IPBC receives, processes, and pays such claims as may come within the benefit program of each member. Management consists of a Board of Directors comprised of one appointed representative from each member. In addition, there are two officers; a Benefit Administrator and a Treasurer. The City does not exercise any control over the activities of the IPBC beyond its representation on the Board of Directors.

6. LONG-TERM DEBT

a. General Obligation Bonds

The City issues general obligation bonds to provide funds for the acquisition and construction of major capital facilities. General obligation bonds have been issued for general government activities. In addition, general obligation bonds have been issued to refund general obligation bonds. General obligation bonds are direct obligations and pledge the full faith and credit of the City.

A summary of changes in long-term debt reported in the governmental activities of the City for the year ended April 30, 2012 is as follows:

CITY OF DARIEN, ILLINOIS
NOTES TO FINANCIAL STATEMENTS (Continued)

6. LONG-TERM DEBT (Continued)

Governmental Activities

Issue	Fund Debt Retired by	Balances May 1	Issuances	Retirements	Balances April 30	Due Within One Year
\$1,400,000 Taxable General Obligation Bonds, Series 2007A are due in annual installments (beginning December 15, 2008) ranging from \$320,000 to \$380,000 with interest from 4.875% to 5.000%. The last payment is due December 15, 2011.	General	\$ 380,000	\$ -	\$ 380,000	\$ -	\$ -
\$2,600,000 General Obligation Bonds, Series 2007B are due in annual installments (beginning December 15, 2012) ranging from \$390,000 to \$475,000 with interest at 4.000%. The last payment is due December 15, 2017.	Debt Service	2,600,000	-	-	2,600,000	390,000
\$2,370,000 General Obligation Bonds, Series 2008 are due in annual installments (beginning January 1, 2009) ranging from \$115,000 to \$190,000 with interest from 3.50% to 4.00%. The last payment due is January 1, 2024.	Capital Improvement	1,990,000	-	125,000	1,865,000	130,000
TOTAL GOVERNMENTAL BONDED DEBT		\$ 4,970,000	\$ -	\$ 505,000	\$ 4,465,000	\$ 520,000

Business-Type Activities

Issue	Fund Debt Retired by	Balances May 1	Issuances	Retirements	Balances April 30	Due Within One Year
\$3,900,000 General Obligation Water Bonds, Series 2006 are due in annual installments (beginning December 15, 2007) ranging from \$60,000 to \$300,000 with interest from 4.10% to 4.30%. The last payment is due on December 15, 2025.	Water	\$ 3,390,000	\$ -	\$ 165,000	\$ 3,225,000	\$ 170,000
TOTAL BUSINESS-TYPE BONDED DEBT		\$ 3,390,000	\$ -	\$ 165,000	\$ 3,225,000	\$ 170,000

CITY OF DARIEN, ILLINOIS
 NOTES TO FINANCIAL STATEMENTS (Continued)

6. LONG-TERM DEBT (Continued)

b. Installment Contracts

- 1) On October 25, 2007, the City entered into an installment contract with Citizens Financial Bank to finance the purchase of three public works vehicles in the amount of \$360,038 with \$50,038 due upon delivery. This contract was retired during the year ended April 30, 2012.
- 2) On November 1, 2008, the City entered into an installment contract to finance the purchase of public works vehicles and equipment in the amount of \$235,958 with an interest rate of 3.75%. This contract was retired during the year ended April 30, 2012.
- 3) On September 19, 2011, the City entered into an installment contract with Hinsdale Bank & Trust Co. to finance the purchase of public safety vehicles and equipment in the amount of \$483,466 with an interest rate of 1.50%.

c. Debt Service Requirements to Maturity

Annual debt service requirements to maturity are as follows:

Fiscal Year	Governmental Activities General Obligation Bonds			Business-Type Activities General Obligation Bonds		
	Principal	Interest	Total	Principal	Interest	Total
2013	\$ 520,000	\$ 176,194	\$ 696,194	\$ 170,000	\$ 135,908	\$ 305,908
2014	545,000	155,719	700,719	180,000	128,896	308,896
2015	565,000	134,256	699,256	185,000	121,472	306,472
2016	585,000	112,006	697,006	195,000	113,840	308,840
2017	615,000	88,969	703,969	205,000	105,650	310,650
2018	635,000	64,563	699,563	215,000	97,040	312,040
2019	165,000	39,363	204,363	220,000	88,010	308,010
2020	170,000	32,969	202,969	230,000	78,770	308,770
2021	175,000	26,381	201,381	240,000	69,110	309,110
2022	185,000	19,600	204,600	255,000	59,030	314,030
2023	190,000	12,200	202,200	265,000	48,320	313,320
2024	115,000	4,600	119,600	275,000	37,058	312,058
2025	-	-	-	290,000	25,370	315,370
2026	-	-	-	300,000	12,900	312,900
TOTAL	\$ 4,465,000	\$ 866,820	\$ 5,331,820	\$ 3,225,000	\$ 1,121,374	\$ 4,346,374

Fiscal Year	Governmental Activities Installment Contract - 2011		
	Principal	Interest	Total
2013	\$ 160,500	\$ 4,532	\$ 165,032
2014	160,500	4,845	165,345
2015	162,466	2,437	164,903
TOTAL	\$ 483,466	\$ 11,814	\$ 495,280

CITY OF DARIEN, ILLINOIS
 NOTES TO FINANCIAL STATEMENTS (Continued)

6. LONG-TERM DEBT (Continued)

d. Changes in Long-Term Liabilities

The following is a summary of changes in long-term liabilities during fiscal year 2012:

	Balances May 1	Additions	Reductions	Balances April 30	Due Within One Year
GOVERNMENTAL ACTIVITIES					
General obligation bonds	\$ 4,970,000	\$ -	\$ 505,000	\$ 4,465,000	\$ 520,000
Installment contract - 2007	73,009	-	73,009	-	-
Installment contract - 2008	57,961	-	57,961	-	-
Installment contract - 2011	-	483,466	-	483,466	160,500
Unamortized bond discount	(1,182)	-	(1,182)	-	-
Unamortized bond premium	22,878	-	3,268	19,610	-
Compensated absences payable*	540,162	61,265	100,095	501,332	75,200
Net pension obligation*	35,950	10,943	-	46,893	-
TOTAL GOVERNMENTAL ACTIVITIES	\$ 5,698,778	\$ 555,674	\$ 738,151	\$ 5,516,301	\$ 755,700
BUSINESS-TYPE ACTIVITIES					
General obligation bonds	\$ 3,390,000	\$ -	\$ 165,000	\$ 3,225,000	\$ 170,000
Unamortized bond discount	(11,408)	-	(789)	(10,619)	-
Compensated absences payable	15,627	33,150	2,344	46,433	6,965
Net pension obligation	3,994	1,216	-	5,210	-
TOTAL BUSINESS-TYPE ACTIVITIES	\$ 3,398,213	\$ 34,366	\$ 166,555	\$ 3,266,024	\$ 176,965

*The General Fund has typically been used to liquidate the compensated absences liability and the net pension obligation.

e. Line of Credit

On February 18, 2010, the City entered into a line of credit to cover any shortfalls in cash. The maximum amount that can be drawn down is \$1,250,000. Amounts drawn under the line of credit at April 30, 2012 totaled \$0. The line of credit was not used in fiscal year 2012.

CITY OF DARIEN, ILLINOIS
 NOTES TO FINANCIAL STATEMENTS (Continued)

7. INDIVIDUAL FUND DISCLOSURES

Transfers between funds at April 30, 2012 consist of the following:

Fund	Transfers In	Transfers Out
General	\$ -	\$ 3,000,000
Capital Improvements	3,005,946	-
Nonmajor Governmental	-	5,946
TOTAL	\$ 3,005,946	\$ 3,005,946

The purpose of the transfer is as follows:

- \$3,000,000 transferred from the General Fund to the Capital Improvements Fund for capital projects. This transfer will not be repaid.

8. COMMITMENTS

DuPage Water Commission

The City has committed to purchase water from the DuPage Water Commission (the Commission). The City expects to pay the following minimum amounts based on the Commission's debt service requirements:

Fiscal Year Ending April 30	Amount
2013	\$ 284,904
2014	284,904
2015	284,904
2016	284,904
2017	284,904

These amounts have been calculated using the City's current allocation percentage of 3.98%. In future years, this allocation percentage will be subject to change.

9. CONTINGENT LIABILITIES

a. Litigation

The City is not aware of any pending or threatening litigation.

9. CONTINGENT LIABILITIES (Continued)

b. DuPage Water Commission

The City's water supply agreement with the Commission provides that each customer is liable for its proportionate share of any costs arising from defaults in payment obligations by other customers.

c. Economic Incentive Agreement

The City entered into an agreement in April 2012 with two local businesses wherein the City will rebate up to a net present value of \$4,000,000 of incremental sales tax revenue, discounted at 8.15%. The agreement is contingent upon the completion of an expansion project by businesses.

10. EMPLOYEE RETIREMENT SYSTEMS

The City contributes to two defined benefit pension plans, the Illinois Municipal Retirement Fund (IMRF), an agent multiple-employer public employee retirement system and the Police Pension Plan which is a single-employer pension plan. The benefits, benefit levels, employee contributions, and employer contributions for both plans are governed by ILCS and can only be amended by the Illinois General Assembly. None of the pension plans issue separate reports on the pension plans. However, IMRF does issue a publicly available report that includes financial statements and supplementary information for the plan as a whole, but not for individual employers. That report can be obtained from IMRF, 2211 York Road, Suite 500, Oak Brook, Illinois 60523.

a. Plan Descriptions

Illinois Municipal Retirement Fund

All employees (other than those covered by the Police Pension Plan) hired in positions that meet or exceed the prescribed annual hourly standard must be enrolled in IMRF as participating members. IMRF provides two tiers of pension benefits. Employees hired prior to January 1, 2011, are eligible for Tier 1 benefits. For Tier 1 employees, pension benefits vest after eight years of service. Participating members who retire at age 55 (reduced benefits) or after age 60 (full benefits) with eight years of credited service are entitled to an annual retirement benefit, payable monthly for life, in an amount equal to 1 2/3% of their final rate of earnings, for each year of credited service up to 15 years, and 2% for each year thereafter. Employees hired on or after January 1, 2011, are eligible for Tier 2 benefits. For Tier 2 employees, pension benefits vest after 10 years of service. Participating members who retire at age 62 (reduced benefits) or after age 67 (full benefits) with 10 years of credited service are entitled to an annual retirement benefit, payable monthly for life, in an amount equal to 1 2/3% of their final rate of earnings, for each year of credited service up to 15 years, and 2% for each year thereafter.

10. EMPLOYEE RETIREMENT SYSTEMS (Continued)

a. Plan Descriptions (Continued)

Illinois Municipal Retirement Fund (Continued)

IMRF also provides death and disability benefits. These benefit provisions and all other requirements are established by state statute. Participating members are required to contribute 4.5% of their annual salary to IMRF. The City is required to contribute the remaining amounts necessary to fund IMRF as specified by statute. The employer required contribution for the calendar year ended December 31, 2011 was 12.58% of covered payroll. The City's contribution for the calendar year 2011 was 11.89% of covered payroll.

Police Pension Plan

Police sworn personnel are covered by the Police Pension Plan. Although this is a single-employer pension plan, the defined benefits and employee and employer contribution levels are governed by Illinois Compiled Statutes (40 ILCS 5/3-1) and may be amended only by the Illinois legislature. The City accounts for the plan as a pension trust fund. At April 30, 2012, the Police Pension Plan membership consisted of:

Retirees and beneficiaries currently receiving benefits	
Terminated employees entitled to benefits but not yet receiving them	20
Current employees	-
Vested	25
Nonvested	8
	<hr/>
TOTAL	<u>53</u>

The Police Pension Plan provides retirement benefits as well as death and disability benefits. Tier 1 employees (those hired as a police officer prior to January 1, 2011) attaining the age of 50 or older with 20 or more years of creditable service are entitled to receive an annual retirement benefit equal to one-half of the salary attached to the rank held on the last day of service, or for one year prior to the last day, whichever is greater. The annual benefit shall be increased by 2.50% of such salary for each additional year of service over 20 years up to 30 years to a maximum of 75.00% of such salary. Employees with at least eight years but less than 20 years of credited service may retire at or after age 60 and receive a reduced benefit. The monthly benefit of a police officer who retired with 20 or more years of service after January 1, 1977 shall be increased annually, following the first anniversary date of retirement and be paid upon reaching the age of at least 55 years, by 3.00% of the original pension and 3.00% compounded annually thereafter.

10. EMPLOYEE RETIREMENT SYSTEMS (Continued)

a. Plan Descriptions (Continued)

Police Pension Plan (Continued)

Tier 2 employees (those hired on or after January 1, 2011) attaining the age of 55 or older with ten or more years of creditable service are entitled to receive an annual retirement benefit equal to the average monthly salary obtained by dividing the total salary of the police officer during the 96 consecutive months of service within the last 120 months of service in which the total salary was the highest by the number of months of service in that period. Police officers' salary for pension purposes is capped at \$106,800, plus the lesser of ½ of the annual change in the Consumer Price Index or 3.00% compounded. The annual benefit shall be increased by 2.50% of such salary for each additional year of service over 20 years up to 30 years to a maximum of 75.00% of such salary. Employees with at least ten years may retire at or after age 50 and receive a reduced benefit (i.e., ½% for each month under 55). The monthly benefit of a Tier 2 police officer shall be increased annually at age 60 on the January 1st after the police officer retires, or the first anniversary of the pension starting date, whichever is later. Non-compounding increases occur annually, each January thereafter. The increase is the lesser of 3.00% or ½ of the change in the Consumer Price Index for the proceeding calendar year.

Employees are required by ILCS to contribute 9.91% of their base salary to the Police Pension Plan. If an employee leaves covered employment with less than 20 years of service, accumulated employee contributions may be refunded without accumulated interest. The City is required to contribute the remaining amounts necessary to finance the plan as actuarially determined by an enrolled actuary and the administrative costs. Effective January 1, 2011, the City has until the year 2040 to fund 90% of the past service costs for the Police Pension Plan. For the year ended April 30, 2012, the City's contribution was 40.07% of covered payroll.

b. Summary of Significant Accounting Policies and Plan Asset Matters

Basis of Accounting

The financial statements are prepared using the accrual basis of accounting. Employee and employer contributions are recognized when due pursuant to formal commitments as well as statutory or contractual requirements. Benefits and refunds are recognized when due and payable in accordance with the terms of the plan.

Method Used to Value Investments

Investments are reported at fair value. Investment income is recognized as earned. Gains and losses on sales and exchanges of fixed-income securities are recognized on the transaction date.

10. EMPLOYEE RETIREMENT SYSTEMS (Continued)

b. Summary of Significant Accounting Policies and Plan Asset Matters (Continued)

Administrative Costs

Administrative costs for the Police Pension Plan are financed primarily through investment earnings.

c. Annual Pension Costs

Employer contributions have been determined as follows:

	Illinois Municipal Retirement	Police Pension
Actuarial valuation date	December 31, 2009	April 30, 2011
Actuarial cost method	Entry-age Normal	Entry-age Normal
Asset valuation method	5 Year Smoothed Market	Market
Amortization method	Level Percentage of Payroll	Level Percentage of Payroll
Amortization period	30 Years, Open	29 Years, Closed
Significant actuarial assumptions		
a) Rate of return on present and future assets	7.50% Compounded Annually	7.00% Compounded Annually
b) Projected salary increase - attributable to inflation	4.00% Compounded Annually	5.50% Compounded Annually
c) Additional projected salary increases - seniority/merit	.40% to 10.00%	N/A
d) Postretirement benefit increases	3.00%	3.00%

CITY OF DARIEN, ILLINOIS
NOTES TO FINANCIAL STATEMENTS (Continued)

10. EMPLOYEE RETIREMENT SYSTEMS (Continued)

c. Annual Pension Costs (Continued)

Employer annual pension cost (APC), actual contributions, and the net pension obligation (asset) (NPO) are as follows. The NPO (asset) is the cumulative difference between the APC and the contributions actually made.

	For Fiscal Year	Illinois Municipal Retirement	Police Pension
Annual pension cost (APC)	2010	\$ 303,386	\$ 938,901
	2011	365,099	1,102,913
	2012	297,056	1,173,219
Actual contribution	2010	\$ 303,386	\$ 949,373
	2011	335,252	1,113,781
	2012	284,897	1,185,029
Percentage of APC contributed	2010	100.00%	101.12%
	2011	91.82%	100.99%
	2012	95.91%	101.01%
NPO (asset)	2010	\$ -	\$ (53,205)
	2011	39,944	(64,073)
	2012	52,103	(75,883)

The NPO (asset) as of April 30, 2012 has been calculated as follows:

	Illinois Municipal Retirement	Police Pension
Annual required contribution	\$ 296,202	\$ 1,174,292
Interest on net pension obligation	2,995	(4,485)
Adjustment to annual required contributions	(2,141)	3,412
Annual pension cost	297,056	1,173,219
Contributions made	284,897	1,185,029
Increase (decrease) in net pension obligation (asset)	12,159	(11,810)
Net pension obligation (asset), beginning of year	39,944	(64,073)
NET PENSION OBLIGATION (ASSET), END OF YEAR	\$ 52,103	\$ (75,883)

10. EMPLOYEE RETIREMENT SYSTEMS (Continued)

d. Funded Status

The funded status of the plans as of April 30, 2012 were as follows:

	Illinois Municipal Retirement	Police Pension
Actuarial valuation date	December 31, 2011	April 30, 2012
Actuarial accrued liability (AAL)	\$ 8,414,833	\$ 32,785,742
Actuarial value of plan assets	5,971,006	20,048,107
Unfunded actuarial accrued liability (UAAL)	2,443,827	12,737,635
Funded ratio (actuarial value of plan assets/AAL)	70.96%	61.15%
Covered payroll (active plan members)	\$ 2,579,318	\$ 2,957,431
UAAL as a percentage of covered payroll	94.75%	430.70%

The actuarial assumptions used to determine the funded status of the plans are the same actuarial assumptions used to determine the employer APC of the plans as disclosed in Note 10.c.

Actuarial valuations of an ongoing plan involve estimates of the value of reported amounts and assumptions about the probability of occurrence of events far into the future. Examples include assumptions about future employment, mortality, and the healthcare cost trend. Amounts determined regarding the funded status of the plan and the ARC of the employer are subject to continual revision as actual results are compared with past expectations and new estimates are made about the future. The schedule of funding progress, presented as required supplementary information following the notes to financial statements, presents multi-year trend information that shows whether the actuarial value of plan assets is increasing or decreasing over time relative to the AALs for benefits.

See schedules of funding progress in the required supplementary information immediately following the notes to financial statements for additional information related to the funded status of the plan.

11. LEASE AGREEMENTS

As of April 30, 2012, the City has rental agreements with seven retailers for the rental of business space of the strip mall property at 7515 South Cass. The seven retailers will pay the City a combined total of \$13,300 on a month-to-month basis.

12. OTHER POSTEMPLOYMENT BENEFITS

The City allows employees, who retire through one of the City's two pension plans disclosed in Note 10, the option to continue in the City's health insurance plan as required by ILCS, but the retiree pays the full premium for the health insurance. This has not created an implicit subsidy as defined by GASB Statement No. 45 (GASB S-45), *Accounting and Financial Reporting by Employers for Postemployment Benefits Other Than Pensions*, as the City's health insurance plan is considered a community rated plan. In addition, the City has no explicit subsidy as defined in GASB S-45.

13. RESTATEMENT

The net assets of governmental activities has been restated by (\$1,377,800) as of May 1, 2011 to correct a prior period error in recording sale of land.

14. SUBSEQUENT EVENT

On July 12, 2012, the City issued \$2,810,000 General Obligation Refunding Bonds, Series 2012 to advance refund the General Obligation Water Bonds, Series 2006. The bonds are payable in annual installments of \$20,000 to \$290,000 every December 15 starting December 15, 2012 through 2025. Interest is paid semiannually at 2.00% to 3.50%.

REQUIRED SUPPLEMENTARY INFORMATION

CITY OF DARIEN, ILLINOIS

SCHEDULE OF REVENUES, EXPENDITURES, AND
CHANGES IN FUND BALANCE - BUDGET AND ACTUAL
GENERAL FUND

For the Year Ended April 30, 2012
(With Prior Year Actual)

	2012		Variance Over (Under)	2011 Actual
	Original and Final Budget	Actual		
REVENUES				
Taxes	\$ 4,364,897	\$ 4,348,505	\$ (16,392)	\$ 4,275,179
Licenses, permits and fees	895,650	932,158	36,508	1,007,928
Intergovernmental	6,374,745	7,133,538	758,793	6,800,062
Charges for services	430,492	925,048	494,556	661,340
Investment income	10,000	21,778	11,778	18,675
Miscellaneous	260,000	405,300	145,300	285,730
Total revenues	12,335,784	13,766,327	1,430,543	13,048,914
EXPENDITURES				
Current				
General government	1,643,905	1,573,079	(70,826)	1,516,220
Highways and streets	1,892,245	1,762,107	(130,138)	1,488,535
Public safety	7,575,391	7,753,703	178,312	6,780,838
Debt service				
Principal	371,738	510,970	139,232	494,146
Interest	27,262	27,262	-	49,105
Total expenditures	11,510,541	11,627,121	116,580	10,328,844
EXCESS (DEFICIENCY) OF REVENUES OVER EXPENDITURES	825,243	2,139,206	1,313,963	2,720,070
OTHER FINANCING SOURCES (USES)				
Installment contract proceeds	-	483,466	483,466	-
Transfers in (out)	(3,000,000)	(3,000,000)	-	(1,600,000)
Proceeds from sale of assets	-	24,444	24,444	92,615
Total other financing sources (uses)	(3,000,000)	(2,492,090)	507,910	(1,507,385)
NET CHANGE IN FUND BALANCE	\$ (2,174,757)	(352,884)	\$ 1,821,873	1,212,685
FUND BALANCE, MAY 1		4,461,410		3,248,725
FUND BALANCE, APRIL 30		\$ 4,108,526		\$ 4,461,410

(See independent auditor's report.)

CITY OF DARIEN, ILLINOIS

SCHEDULE OF FUNDING PROGRESS
ILLINOIS MUNICIPAL RETIREMENT FUND

For the Year Ended April 30, 2012

Actuarial Valuation Date December 31	(1) Actuarial Value of Assets	(2) Actuarial Accrued Liability (AAL) Entry-Age	(3) Funded Ratio (1) / (2)	(4) Unfunded (Overfunded) AAL (UAAL) (OAAL) (2) - (1)	(5) Covered Payroll	UAAL (OAAL) as a Percentage of Covered Payroll (4) / (5)
2006	\$ 7,274,695	\$ 8,153,033	89.23%	\$ 878,338	\$ 3,032,211	28.97%
2007	7,840,978	8,665,653	90.48%	824,675	3,171,262	26.00%
2008	6,094,965	8,110,781	75.15%	2,015,816	3,101,518	64.99%
2009	5,596,856	8,049,960	69.53%	2,453,104	3,169,693	77.39%
2010	6,345,481	8,800,442	72.10%	2,454,961	2,962,084	82.88%
2011	5,971,006	8,414,833	70.96%	2,443,827	2,579,318	94.75%

(See independent auditor's report.)

CITY OF DARIEN, ILLINOIS
 SCHEDULE OF FUNDING PROGRESS
 POLICE PENSION FUND

For the Year Ended April 30, 2012

Actuarial Valuation Date April 30	(1) Actuarial Value of Assets	(2) Actuarial Accrued Liability (AAL) Entry-Age	(3) Funded Ratio (1) / (2)	(4) Unfunded AAL (UAAL) (2) - (1)	(5) Covered Payroll	UAAL as a Percentage of Covered Payroll (4) / (5)
2007	\$ 13,686,772	\$ 24,412,636	56.06%	\$ 10,725,864	\$ 2,897,550	370.17%
2008	14,711,377	26,025,510	56.53%	11,314,133	2,839,516	398.45%
2009	14,488,861	28,067,625	51.62%	13,578,764	3,059,620	443.81%
2010	16,866,119	30,626,124	55.07%	13,760,005	3,282,075	419.25%
2011	18,838,718	31,056,795	60.66%	12,218,077	3,089,788	395.43%
2012	20,048,107	32,785,742	61.15%	12,737,635	2,957,431	430.70%

(See independent auditor's report.)

CITY OF DARIEN, ILLINOIS

SCHEDULE OF EMPLOYER CONTRIBUTIONS
ILLINOIS MUNICIPAL RETIREMENT FUND

For the Year Ended April 30, 2012

<u>Fiscal Year</u>	<u>Employer Contributions</u>	<u>Annual Required Contribution (ARC)</u>	<u>Percentage Contributed</u>
2007	\$ 363,865	\$ 363,865	100.00%
2008	371,672	371,672	100.00%
2009	306,740	306,740	100.00%
2010	303,386	303,386	100.00%
2011	335,252	364,883	91.88%
2012	284,897	296,202	96.18%

(See independent auditor's report.)

CITY OF DARIEN, ILLINOIS

SCHEDULE OF EMPLOYER CONTRIBUTIONS
POLICE PENSION FUND

For the Year Ended April 30, 2012

Fiscal Year	Employer Contributions	Annual Required Contribution (ARC)	Percentage Contributed
2007	\$ 724,300	\$ 724,265	100.00%
2008	859,300	807,108	106.47%
2009	937,066	927,983	100.98%
2010	949,373	939,778	101.02%
2011	1,113,781	1,103,909	100.89%
2012	1,185,029	1,174,292	100.91%

(See independent auditor's report.)

CITY OF DARIEN, ILLINOIS

NOTES TO REQUIRED SUPPLEMENTARY INFORMATION

April 30, 2012

1. BUDGETS

Annual budgets are adopted on a basis consistent with GAAP for all governmental funds. Budget amounts are as originally adopted by the City Council. All annual appropriations lapse at fiscal year end. As the City does not budget for its Drug Seizure Fund, it is not legally required to do so, budget to actual schedules are not presented for the Drug Seizure Fund.

Prior to April 30, the City Administrator submits to the City Council a proposed operating budget for the fiscal year commencing May 1. The operating budget includes proposed expenditures and the means of financing them. Public hearings are conducted to obtain taxpayer comments. Formal budgetary integrations is employed as a management control device during the year of the General Fund and Special Revenue Funds.

The City is authorized to change budgeted amounts within any fund; however, revision must be approved by two-thirds of the members of the City Council. No revisions can be made increasing the budget unless funding is available for the purpose of the revision. The legal level of budgetary control (i.e., the level at which expenditures may not legally exceed appropriations) is the fund level.

The appropriated budget is prepared by fund, function, and department. The City Administrator is authorized to transfer budget amounts between departments within any fund; however, the City Council must approve revisions that alter the total expenditures of any fund.

2. EXCESS OF ACTUAL EXPENDITURES OVER BUDGET

Fund	Budget	Actual
General	\$ 11,510,541	\$ 11,627,121

MAJOR GOVERNMENTAL FUNDS

General Fund - The General Fund was established to account for all revenues and expenditures which are not accounted for in other funds. This is the largest fund of the City, providing for the majority of the City's revenues, expenditures, and services. The General Fund is supported predominately with taxes, licenses, and fees. It funds the operations of the City's Police Department, Community Development Department, Mayor/City Council, Street Department, and Administration.

Capital Improvements Fund - The Capital Improvement Fund was established to account for the proceeds of the Taxable General Obligation Bonds, Series 2007A and the expenditures for the related capital projects.

CITY OF DARIEN, ILLINOIS

SCHEDULE OF REVENUES - BUDGET AND ACTUAL
GENERAL FUNDFor the Year Ended April 30, 2012
(With Prior Year Actual)

	2012		Variance Over (Under)	2011 Actual
	Original and Final Budget	Actual		
TAXES				
Property taxes - current	\$ 2,000,287	\$ 2,018,860	\$ 18,573	\$ 2,001,191
Road and bridge tax	185,000	187,391	2,391	181,771
Municipal utility tax	1,040,000	1,057,889	17,889	1,120,830
Telecommunication tax	998,000	953,775	(44,225)	826,674
Amusement tax	105,000	92,249	(12,751)	104,205
Hotel/motel tax	31,000	32,451	1,451	33,543
Replacement tax	5,610	5,890	280	6,965
Total taxes	4,364,897	4,348,505	(16,392)	4,275,179
LICENSES, PERMITS, AND FEES				
Business licenses	44,000	39,381	(4,619)	40,110
Liquor licenses	42,650	53,000	10,350	45,650
Contractors licenses	15,000	18,710	3,710	21,090
Court fines	190,000	142,598	(47,402)	169,576
Ordinance fines	35,000	28,860	(6,140)	38,258
Building permits and fees	60,000	74,573	14,573	131,982
Cable TV franchise fees	300,000	313,671	13,671	297,317
PEG fees AT&T	-	12,339	12,339	10,811
NICOR franchise fees	40,000	31,772	(8,228)	40,985
Public hearing fees	5,000	7,907	2,907	6,804
Elevator inspections	3,500	5,090	1,590	5,087
Public improvement permit fees	-	250	250	5,150
Engineering fee reimbursements	50,000	40,122	(9,878)	53,387
Legal fee reimbursements	500	-	(500)	-
DUI technology fines	10,000	8,435	(1,565)	3,353
Police special service	100,000	155,400	55,400	137,570
Stormwater management fees	-	50	50	798
Total licenses, permits, and fees	895,650	932,158	36,508	1,007,928
INTERGOVERNMENTAL				
State income taxes	1,589,971	1,813,435	223,464	1,841,183
Local use tax	234,774	322,118	87,344	357,258
Sales tax	4,550,000	4,942,309	392,309	4,582,422
DADC administrative fees	-	-	-	10,001
Grants	-	46,754	46,754	8,117
Drug seizure receipts	-	8,922	8,922	1,081
Total intergovernmental	6,374,745	7,133,538	758,793	6,800,062

(This schedule is continued on the following page.)

CITY OF DARIEN, ILLINOIS

SCHEDULE OF REVENUES - BUDGET AND ACTUAL (Continued)
GENERAL FUND

For the Year Ended April 30, 2012
(With Prior Year Actual)

	2012		Variance Over (Under)	2011 Actual
	Original and Final Budget	Actual		
CHARGES FOR SERVICES				
Towing fees	\$ -	\$ 94,533	\$ 94,533	\$ -
Booking fees	-	2,400	2,400	-
Police report/prints	4,500	6,675	2,175	5,887
Inspection/tap on/permits	-	975	975	3,875
Rents	323,992	385,100	61,108	446,341
Other reimbursements	100,000	274,597	174,597	129,508
Residential concrete reimbursement	-	145,123	145,123	55,756
Reimbursement - rear yard drain	-	1,500	1,500	-
Maintenance reimbursements	2,000	3,915	1,915	4,331
Mail box reimbursement	-	2,350	2,350	3,110
Sales of wood chips	-	4,430	4,430	4,960
Operations revenue	-	3,450	3,450	7,572
Total charges for services	430,492	925,048	494,556	661,340
INVESTMENT INCOME				
Investment income	10,000	21,778	11,778	18,675
Total investment income	10,000	21,778	11,778	18,675
MISCELLANEOUS				
Water share	\$ 250,000	\$ 250,000	\$ -	\$ 250,000
D.A.R.E. contributions	-	500	500	500
Reimbursement - workers compensation	-	81,044	81,044	-
Miscellaneous	10,000	73,756	63,756	35,230
Total miscellaneous	260,000	405,300	145,300	285,730
TOTAL REVENUES	\$ 12,335,784	\$ 13,766,327	\$ 1,430,543	\$ 13,048,914

(See independent auditor's report.)

CITY OF DARIEN, ILLINOIS

SCHEDULE OF EXPENDITURES - BUDGET AND ACTUAL
GENERAL FUND

For the Year Ended April 30, 2012
(With Prior Year Actual)

	2012		Variance Over (Under)	2011 Actual
	Original and Final Budget	Actual		
GENERAL GOVERNMENT				
Administration				
Personnel services				
Salaries	\$ 422,000	\$ 435,145	\$ 13,145	\$ 428,006
Overtime	4,000	-	(4,000)	42
Social security	23,600	23,896	296	23,443
Medicare	6,000	6,376	376	6,105
IMRF	49,500	54,880	5,380	48,388
Medical/life insurance	68,825	60,015	(8,810)	67,201
Supplemental pensions	23,000	24,253	1,253	22,296
Total personnel services	596,925	604,565	7,640	595,481
Materials and supplies				
Dues and subscriptions	2,450	2,944	494	1,825
Liability insurance	52,900	52,379	(521)	50,743
Legal notices	8,000	8,427	427	6,131
Maintenance - building	11,000	6,354	(4,646)	12,097
Maintenance - equipment	13,000	7,778	(5,222)	12,470
Maintenance - grounds	7,000	799	(6,201)	5,826
Maintenance - vehicles	-	170	170	1,847
Postage/mailings	5,200	3,882	(1,318)	2,582
Printing and forms	4,000	3,679	(321)	1,282
Public relations	28,000	26,527	(1,473)	41,646
Rent - equipments	2,400	2,340	(60)	1,755
Supplies - office	11,000	9,722	(1,278)	9,441
Supplies - other	3,000	503	(2,497)	671
Training and education	4,500	878	(3,622)	482
Travel/meetings	2,000	240	(1,760)	133
Telephone	61,500	57,716	(3,784)	53,602
Utilities	3,500	3,299	(201)	3,171
Gas and oil	7,900	6,741	(1,159)	6,594
Vehicle	2,000	-	(2,000)	-
Total materials and supplies	229,350	194,378	(34,972)	212,298
Contractual services				
Audit	11,650	11,675	25	16,575
Consulting/professional	93,950	82,239	(11,711)	79,204
Contingency	10,000	3,622	(6,378)	7,898
Janitorial services	16,500	13,002	(3,498)	14,184
Total contractual services	132,100	110,538	(21,562)	117,861
Total administration	958,375	909,481	(48,894)	925,640
City Council				
Personnel services				
Salaries	42,745	42,450	(295)	42,750
Social security	2,660	2,632	(28)	2,651
Medicare	620	616	(4)	620
IMRF	1,900	36	(1,864)	1,492
Total personnel services	47,925	45,734	(2,191)	47,513

(This schedule is continued on the following pages.)

CITY OF DARIEN, ILLINOIS

SCHEDULE OF EXPENDITURES - BUDGET AND ACTUAL (Continued)
GENERAL FUND

For the Year Ended April 30, 2012
(With Prior Year Actual)

	2012		Variance Over (Under)	2011 Actual
	Original and Final Budget	Actual		
GENERAL GOVERNMENT (Continued)				
City Council (Continued)				
Materials and supplies				
Board and commissions	\$ 2,500	\$ 1,246	\$ (1,254)	\$ 1,323
Cable operations	2,500	749	(1,751)	-
Dues and subscriptions	-	-	-	43
Liability insurance	42,060	43,281	1,221	15,175
Public relations	1,500	1,143	(357)	574
Supplies - office	-	-	-	51
Travel/meetings	750	516	(234)	70
Total materials and supplies	49,310	46,935	(2,375)	17,236
Contractual services				
Consulting/professional	27,000	24,393	(2,607)	25,418
Tolley contracts	900	64	(836)	354
Total contractual services	27,900	24,457	(3,443)	25,772
Total city council	125,135	117,126	(8,009)	90,521
Community development				
Personnel services				
Salaries	270,500	272,560	2,060	268,383
Overtime	1,000	-	(1,000)	-
Social security	15,000	14,862	(138)	14,480
Medicare	3,950	3,827	(123)	3,785
IMRF	32,100	33,024	924	29,964
Medical/life insurance	37,000	36,105	(895)	36,330
Supplemental pensions	3,600	3,323	(277)	2,400
Total personnel services	363,150	363,701	551	355,342
Materials and supplies				
Boards and commissions	2,400	2,043	(357)	1,975
Dues and subscriptions	750	453	(297)	440
Liabilities insurance	46,750	35,427	(11,323)	20,719
Maintenance - vehicles	1,900	107	(1,793)	475
Postage/mailings	-	1,222	1,222	930
Printing and forms	2,600	792	(1,808)	883
Supplies - office	450	21	(429)	282
Training and educational	500	510	10	95
Travel/meetings	400	80	(320)	40
Gas and oil	1,995	1,633	(362)	1,643
Total materials and supplies	57,745	42,288	(15,457)	27,482
Contractual services				
Consulting/professional	28,500	33,062	4,562	40,579
Consulting/professional reimbursable	50,500	67,276	16,776	49,202
Total contractual services	79,000	100,338	21,338	89,781
Total community development	499,895	506,327	6,432	472,605

(This schedule is continued on the following pages.)

CITY OF DARIEN, ILLINOIS

SCHEDULE OF EXPENDITURES - BUDGET AND ACTUAL (Continued)
GENERAL FUND

For the Year Ended April 30, 2012
(With Prior Year Actual)

	2012		Variance Over (Under)	2011 Actual
	Original and Final Budget	Actual		
GENERAL GOVERNMENT (Continued)				
Business district				
Personnel services				
Liability insurance	\$ 5,500	\$ 3,459	\$ (2,041)	\$ 5,500
Total professional services	5,500	3,459	(2,041)	5,500
Contractual services				
Maintenance - building	-	-	-	12
Maintenance - grounds	35,000	21,746	(13,254)	11,183
Utilities	2,500	10,378	7,878	4,198
Maintenance - equipment	17,500	4,562	(12,938)	6,561
Total contractual services	55,000	36,686	(18,314)	21,954
Total business district	60,500	40,145	(20,355)	27,454
Total general government	1,643,905	1,573,079	(70,826)	1,516,220
HIGHWAYS AND STREETS				
Public works				
Personnel services				
Salaries	483,400	594,397	110,997	477,416
Overtime	95,000	9,448	(85,552)	76,862
Social security	56,045	35,788	(20,257)	53,148
Medicare	13,110	8,469	(4,641)	11,965
IMRF	101,500	71,379	(30,121)	99,488
Medical/life insurance	153,000	126,374	(26,626)	115,391
Supplemental pensions	2,500	2,677	177	5,308
Total personnel services	904,555	848,532	(56,023)	839,578
Materials and supplies				
Liability insurance	72,672	55,267	(17,405)	48,553
Maintenance - building	31,166	18,595	(12,571)	13,917
Maintenance - equipment	21,050	27,772	6,722	25,308
Maintenance - vehicles	23,000	24,358	1,358	23,533
Postage/mailings	1,000	1,197	197	820
Rent - equipment	25,500	18,044	(7,456)	19,171
Supplies - office	2,300	1,918	(382)	995
Supplies - other	35,500	35,144	(356)	39,428
Small tools and equipment	15,250	14,751	(499)	5,358
Training and education	4,050	712	(3,338)	1,971
Uniforms	6,750	3,947	(2,803)	4,033
Utilities	3,650	3,029	(621)	3,407
Gas and oil	57,350	65,923	8,573	62,245
Total materials and supplies	299,238	270,657	(28,581)	248,739
Contractual services				
Consulting/professional	49,000	46,423	(2,577)	73,353
Forestry	36,960	27,438	(9,522)	61,545
Street light operation and maintenance	80,000	87,746	7,746	85,856
Tree trim - removal	99,490	98,405	(1,085)	16,214

(This schedule is continued on the following pages.)

CITY OF DARIEN, ILLINOIS

SCHEDULE OF EXPENDITURES - BUDGET AND ACTUAL (Continued)
GENERAL FUND

For the Year Ended April 30, 2012
(With Prior Year Actual)

	2012		Variance Over (Under)	2011 Actual
	Original and Final Budget	Actual		
HIGHWAYS AND STREETS (Continued)				
Public works (Continued)				
Contractual services (Continued)				
Residential concrete program	\$ -	\$ 146,455	\$ 146,455	\$ 51,383
Street sweeping	29,419	18,380	(11,039)	18,891
Mosquito abatement	41,500	40,887	(613)	40,887
Drainage projects	40,000	30,918	(9,082)	10,129
Total contractual services	376,369	496,652	120,283	358,258
Capital outlay				
Equipment	312,083	146,266	(165,817)	41,960
Total capital outlay	312,083	146,266	(165,817)	41,960
Total public works	1,892,245	1,762,107	(130,138)	1,488,535
Total highways and streets	1,892,245	1,762,107	(130,138)	1,488,535
PUBLIC SAFETY				
Police department				
Personnel services				
Salaries	428,573	427,123	(1,450)	421,179
Salaries - officers	3,428,441	3,440,754	12,313	3,204,198
Overtime	500,983	491,446	(9,537)	428,341
Social security	29,000	27,018	(1,982)	24,493
Medicare	55,000	51,193	(3,807)	49,549
IMRF	49,000	54,112	5,112	41,699
Medical/life insurance	483,000	419,350	(63,650)	420,465
Police pension	1,174,292	1,185,029	10,737	1,113,655
Supplemental pensions	52,800	48,495	(4,305)	49,042
Total personnel services	6,201,089	6,144,520	(56,569)	5,752,621
Materials and supplies				
Animal control	2,000	1,049	(951)	285
Auxiliary police	9,600	4,149	(5,451)	776
Boards and commissions	27,500	440	(27,060)	1,642
Dues and subscriptions	4,745	3,681	(1,064)	3,356
Investigation and equipment	62,739	20,760	(41,979)	36,744
Liability insurance	252,800	201,097	(51,703)	186,823
Maintenance - building	44,175	47,375	3,200	24,913
Maintenance - equipment	15,500	10,576	(4,924)	76,140
Maintenance - vehicles	38,000	50,347	12,347	52,451
Postage/mailings	3,000	3,120	120	2,272
Printing and forms	3,000	3,524	524	1,526
Public relations	10,750	5,658	(5,092)	9,306
Rent - equipment	6,600	1,628	(4,972)	1,507
Supplies - office	7,500	6,091	(1,409)	6,807
Supplies - other	-	-	-	113
Training and education	25,015	16,704	(8,311)	11,106
Travel/meetings	11,100	5,852	(5,248)	5,441

(This schedule is continued on the following page.)

CITY OF DARIEN, ILLINOIS

SCHEDULE OF EXPENDITURES - BUDGET AND ACTUAL (Continued)
GENERAL FUND

For the Year Ended April 30, 2012
(With Prior Year Actual)

	2012		Variance Over (Under)	2011 Actual
	Original and Final Budget	Actual		
PUBLIC SAFETY (Continued)				
Police department (Continued)				
Materials and supplies (Continued)				
Telephone	\$ 14,388	\$ 14,567	\$ 179	\$ 10,688
Uniforms	71,485	31,836	(39,649)	43,956
Utilities	12,000	5,283	(6,717)	6,625
Gas and oil	120,000	145,421	25,421	113,000
Total materials and supplies	741,897	579,158	(162,739)	595,477
Contractual services				
Consulting/professional	350,015	349,101	(914)	10,015
Contractual services	24,000	24,304	304	-
Darien area dispatch	-	-	-	396,122
Dumeg/fiat/child center	26,240	26,610	370	26,240
Total contractual services	400,255	400,015	(240)	432,377
Capital outlay				
Equipment	232,150	630,010	397,860	363
Total capital outlay	232,150	630,010	397,860	363
Total police department	7,575,391	7,753,703	178,312	6,780,838
Total public safety	7,575,391	7,753,703	178,312	6,780,838
DEBT SERVICE				
Principal	371,738	510,970	139,232	494,146
Interest	27,262	27,262	-	49,105
Total debt service	399,000	538,232	139,232	543,251
TOTAL EXPENDITURES	\$ 11,510,541	\$ 11,627,121	\$ 116,580	\$ 10,328,844

(See independent auditor's report.)

CITY OF DARIEN, ILLINOIS

SCHEDULE OF REVENUES, EXPENDITURES, AND
CHANGES IN FUND BALANCE - BUDGET AND ACTUAL
CAPITAL IMPROVEMENT FUND

For the Year Ended April 30, 2012
(With Prior Year Actual)

	2012		Variance Over (Under)	2011 Actual
	Original and Final Budget	Actual		
REVENUES				
Taxes	\$ 200,770	\$ 202,256	\$ 1,486	\$ 200,770
Intergovernmental	-	150,000	150,000	24,177
Investment income	-	18,684	18,684	4,639
Total revenues	200,770	370,940	170,170	229,586
EXPENDITURES				
Capital outlay	2,186,328	2,082,177	(104,151)	2,102,673
Debt service				
Principal payments	200,770	125,000	(75,770)	120,000
Interest and fiscal charges	-	76,569	76,569	80,769
Total expenditures	2,387,098	2,283,746	(103,352)	2,303,442
EXCESS (DEFICIENCY) OF REVENUES OVER EXPENDITURES	(2,186,328)	(1,912,806)	273,522	(2,073,856)
OTHER FINANCING SOURCES (USES)				
Transfers in	3,000,000	3,005,946	5,946	1,673,285
Proceeds from sale of assets	-	656,875	656,875	-
Total other financing sources (uses)	3,000,000	3,662,821	662,821	1,673,285
NET CHANGE IN FUND BALANCE	\$ 813,672	1,750,015	\$ 936,343	(400,571)
FUND BALANCE, MAY 1		114,693		515,264
FUND BALANCE, APRIL 30		\$ 1,864,708		\$ 114,693

(See independent auditor's report.)

NONMAJOR GOVERNMENTAL FUNDS

SPECIAL REVENUE FUNDS

Motor Fuel Tax Fund - The Motor Fuel Tax fund is used to account for state-shared motor fuel tax revenues that are legally restricted to maintenance and construction of streets, sidewalks, alleys, and signals.

Special Service Area Fund - A special service area (SSA) is created to fund improvements which benefit an identifiable segment of the City, with a special property tax levied on and restricted to the benefited properties. SSA #1 was created to handle maintenance of the wetlands in the Tara Hill development.

Drug Seizure Fund - When property or money is seized by the Police Department in relation to violations of drug laws, the Department is entitled to receive a portion of the property or money to offset the cost of drug enforcement. Requirements which govern forfeiture activities require these monies be segregated and restricted for drug enforcement purposes.

CAPITAL PROJECTS FUNDS

Debt Service Fund - The Debt Service Fund is used to account for the proceeds of the General Obligation Bonds, Series 2007B which are restricted for expenditures for the related capital projects.

Road Improvement Fund - The Road Improvement Fund is used to account for the revenue assigned to expenditures related to road improvement.

CITY OF DARIEN, ILLINOIS
 COMBINING BALANCE SHEET
 NONMAJOR GOVERNMENTAL FUNDS

April 30, 2012

	Special Revenue			Capital Projects		Total
	Motor Fuel Tax	Special Service Area	Drug Seizure	Debt Service	Road Improvement	
ASSETS						
Cash and cash equivalents	\$ 169,010	\$ 8,737	\$ 10,531	\$ 4,207	\$ -	\$ 192,485
Receivables						
Property taxes	-	-	-	147,820	-	147,820
Intergovernmental	42,878	-	-	-	-	42,878
Other	-	-	926	-	-	926
TOTAL ASSETS	\$ 211,888	\$ 8,737	\$ 11,457	\$ 152,027	\$ -	\$ 384,109
LIABILITIES AND FUND BALANCES						
LIABILITIES						
Accounts payable	\$ 2,064	\$ -	\$ 182	\$ -	\$ -	\$ 2,246
Deferred revenue	-	-	-	147,820	-	147,820
Total liabilities	2,064	-	182	147,820	-	150,066
FUND BALANCES						
Restricted						
Special service area	-	8,737	-	-	-	8,737
Public safety	-	-	11,275	-	-	11,275
Highways and streets	209,824	-	-	-	-	209,824
Debt service	-	-	-	4,207	-	4,207
Total fund balances	209,824	8,737	11,275	4,207	-	234,043
TOTAL LIABILITIES AND FUND BALANCES	\$ 211,888	\$ 8,737	\$ 11,457	\$ 152,027	\$ -	\$ 384,109

(See independent auditor's report.)

CITY OF DARIEN, ILLINOIS

COMBINING STATEMENT OF REVENUES, EXPENDITURES,
AND CHANGES IN FUND BALANCES
NONMAJOR GOVERNMENTAL FUNDS

For the Year Ended April 30, 2012

	Special Revenue			Capital Projects		Total
	Motor Fuel Tax	Special Service Area	Drug Seizure	Debt Service	Road Improvement	
REVENUES						
Taxes	\$ -	\$ 5,052	\$ -	\$ 106,147	\$ -	\$ 111,199
Intergovernmental	659,569	-	-	-	-	659,569
Investment income	964	149	231	233	82	1,659
Total revenues	660,533	5,201	231	106,380	82	772,427
EXPENDITURES						
Current						
Highways and streets	480,104	5,389	-	-	-	485,493
Capital outlay	51,595	-	-	-	-	51,595
Debt service						
Interest and fiscal charges	-	-	-	104,375	-	104,375
Total expenditures	531,699	5,389	-	104,375	-	641,463
EXCESS (DEFICIENCY) OF REVENUES OVER EXPENDITURES	128,834	(188)	231	2,005	82	130,964
OTHER FINANCING SOURCES (USES)						
Transfers (out)	-	-	-	-	(5,946)	(5,946)
Total other financing sources (uses)	-	-	-	-	(5,946)	(5,946)
NET CHANGE IN FUND BALANCES	128,834	(188)	231	2,005	(5,864)	125,018
FUND BALANCES, MAY 1	80,990	8,925	11,044	2,202	5,864	109,025
FUND BALANCES, APRIL 30	\$ 209,824	\$ 8,737	\$ 11,275	\$ 4,207	\$ -	\$ 234,043

(See independent auditor's report.)

CITY OF DARIEN, ILLINOIS

SCHEDULE OF REVENUES, EXPENDITURES, AND
CHANGES IN FUND BALANCE - BUDGET AND ACTUAL
MOTOR FUEL TAX FUND

For the Year Ended April 30, 2012
(With Prior Year Actual)

	2012			2011 Actual
	Original and Final Budget	Actual	Variance Over (Under)	
REVENUES				
Intergovernmental				
MFT allotment	\$ 555,250	\$ 659,569	\$ 104,319	\$ 613,865
Investment income	-	964	964	676
Miscellaneous	-	-	-	102,552
Total revenues	555,250	660,533	105,283	717,093
EXPENDITURES				
Current				
Highways and streets				
Commodities	286,030	238,649	(47,381)	292,359
Wages	300,000	241,455	(58,545)	295,000
Capital Outlay	-	51,595	51,595	-
Total expenditures	586,030	531,699	(54,331)	587,359
NET CHANGE IN FUND BALANCE	\$ (30,780)	128,834	\$ 159,614	129,734
FUND BALANCE (DEFICIT), MAY 1		80,990		(48,744)
FUND BALANCE (DEFICIT), APRIL 30		\$ 209,824		\$ 80,990

(See independent auditor's report.)

CITY OF DARIEN, ILLINOIS

SCHEDULE OF REVENUES, EXPENDITURES, AND
CHANGES IN FUND BALANCE - BUDGET AND ACTUAL
SPECIAL SERVICE AREA FUND

For the Year Ended April 30, 2012
(With Prior Year Actual)

	2012		Variance Over (Under)	2011 Actual
	Original and Final Budget	Actual		
REVENUES				
Taxes	\$ 5,000	\$ 5,052	\$ 52	\$ 7,133
Investment income	-	149	149	86
Total revenues	5,000	5,201	201	7,219
EXPENDITURES				
Current				
Contractual services	6,500	4,848	(1,652)	-
Maintenance contracts	1,400	541	(859)	-
Total expenditures	7,900	5,389	(2,511)	-
NET CHANGE IN FUND BALANCE	\$ (2,900)	(188)	\$ 2,712	7,219
FUND BALANCE, MAY 1		8,925		1,706
FUND BALANCE, APRIL 30		\$ 8,737		\$ 8,925

(See independent auditor's report.)

CITY OF DARIEN, ILLINOIS

SCHEDULE OF REVENUES, EXPENDITURES, AND
CHANGES IN FUND BALANCE - BUDGET AND ACTUAL
DEBT SERVICE FUND

For the Year Ended April 30, 2012
(With Prior Year Actual)

	2012		Variance Over (Under)	2011 Actual
	Original and Final Budget	Actual		
REVENUES				
Taxes	\$ 104,000	\$ 106,147	\$ 2,147	\$ 105,414
Investment income	300	233	(67)	129
Total revenues	104,300	106,380	2,080	105,543
EXPENDITURES				
Debt service				
Interest and fiscal charges	104,500	104,375	(125)	104,000
Total expenditures	104,500	104,375	(125)	104,000
EXCESS (DEFICIENCY) OF REVENUES OVER EXPENDITURES	(200)	2,005	2,205	1,543
OTHER FINANCING SOURCES (USES)				
Transfers (out)	-	-	-	(43,285)
Total other financing sources (uses)	-	-	-	(43,285)
NET CHANGE IN FUND BALANCE	<u>\$ (200)</u>	2,005	<u>\$ 2,205</u>	(41,742)
FUND BALANCE, MAY 1		<u>2,202</u>		<u>43,944</u>
FUND BALANCE, APRIL 30		<u>\$ 4,207</u>		<u>\$ 2,202</u>

(See independent auditor's report.)

MAJOR ENTERPRISE FUND

Water Operations Fund - to account for the financing of self-supporting municipal activities which render services generally on a user charge basis to the general public. The significant characteristic of an enterprise fund is that the accounting system makes it possible to determine whether that particular service area is operated at a profit or a loss in accordance with the generally accepted accounting principles followed by private business concerns.

CITY OF DARIEN, ILLINOIS
SCHEDULE OF REVENUES, EXPENSES,
AND CHANGES IN NET ASSETS - BUDGET AND ACTUAL
WATER OPERATIONS FUND

For the Year Ended April 30, 2012
(With Prior Year Actual)

	2012			2011 Actual
	Original and Final Budget	Actual	Variance Over (Under)	
OPERATING REVENUES				
Charges for services				
Water sales	\$ 4,501,159	\$ 4,562,083	\$ 60,924	\$ 4,518,645
Inspections/tap on/permits	4,000	16,385	12,385	18,850
Sale of meters	3,500	3,586	86	2,332
Other water sales	4,500	5,618	1,118	9,196
	<u>4,513,159</u>	<u>4,587,672</u>	<u>74,513</u>	<u>4,549,023</u>
OPERATING EXPENSES				
EXCLUDING DEPRECIATION				
Personnel services				
Salaries	434,000	486,909	52,909	417,523
Overtime	68,000	26,310	(41,690)	48,954
Social security	32,500	28,561	(3,939)	29,192
Medicare	7,592	6,692	(900)	6,392
IMRF	59,900	47,142	(12,758)	49,186
Medical/life insurance	100,000	77,315	(22,685)	98,998
Supplemental pensions	2,400	3,600	1,200	3,185
	<u>704,392</u>	<u>676,529</u>	<u>(27,863)</u>	<u>653,430</u>
Materials and supplies				
Liability insurance	174,141	133,031	(41,110)	124,872
Maintenance - building	31,471	22,579	(8,892)	76,442
Maintenance - equipment	7,600	6,611	(989)	13,053
Maintenance - water system	130,000	119,588	(10,412)	105,682
Maintenance - laundromat	-	50	50	-
Postage	1,000	309	(691)	60
Quality controls	20,762	14,126	(6,636)	7,585
Service charge	250,000	250,000	-	250,000
Supplies - operation	6,850	1,350	(5,500)	716
Training and education	2,350	1,280	(1,070)	1,455
Telephone	10,400	9,971	(429)	8,437
Uniforms	3,350	2,339	(1,011)	4,590
Utilities	46,500	47,749	1,249	49,915
Vehicle (gas and oil)	18,000	20,246	2,246	15,745
	<u>702,424</u>	<u>629,229</u>	<u>(73,195)</u>	<u>658,552</u>
Contractual				
Audit	10,000	10,000	-	10,000
Consulting/professional	13,350	3,742	(9,608)	7,571
Leak detection	17,900	13,823	(4,077)	17,650
Data processing	152,328	150,158	(2,170)	61,322
Janitorial service	-	-	-	-
DuPage Water Commission	2,745,209	2,631,116	(114,093)	2,295,238
	<u>2,938,787</u>	<u>2,808,839</u>	<u>(129,948)</u>	<u>2,391,781</u>

(This schedule is continued on the following page.)

CITY OF DARIEN, ILLINOIS

SCHEDULE OF REVENUES, EXPENSES,
AND CHANGES IN NET ASSETS - BUDGET AND ACTUAL (Continued)
WATER OPERATIONS FUNDFor the Year Ended April 30, 2012
(With Prior Year Actual)

	2012			2011 Actual
	Original and Final Budget	Actual	Variance Over (Under)	
OPERATING EXPENSES				
EXCLUDING DEPRECIATION (Continued)				
Capital outlay				
Equipment	\$ 58,290	\$ 45,469	\$ (12,821)	\$ 97,923
Water meters	25,000	24,932	(68)	26,676
Total capital outlay	<u>83,290</u>	<u>70,401</u>	<u>(12,889)</u>	<u>124,599</u>
Total operating expenses excluding depreciation	<u>4,428,893</u>	<u>4,184,998</u>	<u>(243,895)</u>	<u>3,828,362</u>
OPERATING INCOME	<u>84,266</u>	<u>402,674</u>	<u>318,408</u>	<u>720,661</u>
NONOPERATING REVENUES (EXPENSES)				
Investment income	4,000	19,977	15,977	14,742
Miscellaneous income	-	3,403	3,403	1,722
Debt service				
Principal repayment	(164,819)	(165,000)	(181)	(155,000)
Interest expense	(142,855)	(142,855)	-	(140,752)
Total nonoperating revenues (expenses)	<u>(303,674)</u>	<u>(284,475)</u>	<u>19,199</u>	<u>(279,288)</u>
NET INCOME (LOSS) BUDGETARY BASIS	<u>\$ (219,408)</u>	<u>118,199</u>	<u>\$ 337,607</u>	<u>441,373</u>
Adjustments to GAAP basis				
Principal repayment		165,000		155,000
Depreciation		(344,539)		(348,741)
Total adjustments to GAAP basis		<u>(179,539)</u>		<u>(193,741)</u>
CHANGE IN NET ASSETS		<u>(61,340)</u>		<u>247,632</u>
NET ASSETS, MAY 1		<u>5,846,900</u>		<u>5,599,268</u>
NET ASSETS, APRIL 30		<u>\$ 5,785,560</u>		<u>\$ 5,846,900</u>

(See independent auditor's report.)

FIDUCIARY FUNDS

Pension Trust Fund - Police Pension Fund - to account for pensions paid for police officers.

Agency Funds - to account for amounts held in deposit.

CITY OF DARIEN, ILLINOIS

SCHEDULE OF CHANGES IN NET ASSETS
POLICE PENSION FUND

For the Year Ended April 30, 2012

	<u>Actual</u>
ADDITIONS	
Contributions	
Employer	\$ 1,185,043
Employee	310,448
	<u>1,495,491</u>
Investment income	
Net appreciation in fair value of investments	311,214
Interest	<u>586,555</u>
Total investment income	897,769
Less investment expense	<u>(45,036)</u>
Net investment income	<u>852,733</u>
Total additions	<u>2,348,224</u>
DEDUCTIONS	
Pension benefits	1,135,485
Contractual services	17,917
Administrative expenses	<u>6,079</u>
Total deductions	<u>1,159,481</u>
NET INCREASE	1,188,743
NET ASSETS HELD IN TRUST FOR PENSION BENEFITS	
May 1	<u>18,859,363</u>
April 30	<u><u>\$ 20,048,106</u></u>

(See independent auditor's report.)

CITY OF DARIEN, ILLINOIS

COMBINING SCHEDULE OF CHANGES IN ASSETS AND LIABILITIES
AGENCY FUNDS

For the Year Ended April 30, 2012

	Balances May 1	Additions	Deletions	Balances April 30
ALL FUNDS				
ASSETS				
Cash and cash equivalents	\$ 12,880	\$ 179	\$ -	\$ 13,059
TOTAL ASSETS	\$ 12,880	\$ 179	\$ -	\$ 13,059
LIABILITIES				
Due to others	\$ 10,537	\$ 179	\$ -	\$ 10,716
Impact fees payable	2,317	-	-	2,317
Deposits payable	26	-	-	26
TOTAL LIABILITIES	\$ 12,880	\$ 179	\$ -	\$ 13,059
IMPACT FEES FUND				
ASSETS				
Cash and cash equivalents	\$ 12,854	\$ 179	\$ -	\$ 13,033
TOTAL ASSETS	\$ 12,854	\$ 179	\$ -	\$ 13,033
LIABILITIES				
Due to others	\$ 10,537	\$ 179	\$ -	\$ 10,716
Impact fees payable	2,317	-	-	2,317
TOTAL LIABILITIES	\$ 12,854	\$ 179	\$ -	\$ 13,033
DARIEN ESCROW FUND				
ASSETS				
Cash and cash equivalents	\$ 26	\$ -	\$ -	\$ 26
TOTAL ASSETS	\$ 26	\$ -	\$ -	\$ 26
LIABILITIES				
Deposits payable	\$ 26	\$ -	\$ -	\$ 26
TOTAL LIABILITIES	\$ 26	\$ -	\$ -	\$ 26

(See independent auditor's report.)

SUPPLEMENTAL DATA

CITY OF DARIEN, ILLINOIS

LONG-TERM DEBT REQUIREMENTS
GENERAL OBLIGATION WATER BONDS, SERIES 2006

April 30, 2012

Date of Issue	July 1, 2006
Date of Maturity	December 15, 2025
Authorized Issue	\$3,900,000
Interest Rates	4.10% to 4.30%
Interest Dates	June 15 and December 15
Principal Maturity Date	December 15
Payable at	Bank One

FUTURE PRINCIPAL AND INTEREST REQUIREMENTS

Fiscal Year	Principal	Interest	Total	Interest Due on			
				June 15	Amount	December 15	Amount
2013	\$ 170,000	\$ 135,908	\$ 305,908	2012	\$ 67,954	2012	\$ 67,954
2014	180,000	128,896	308,896	2013	64,448	2013	64,448
2015	185,000	121,472	306,472	2014	60,736	2014	60,736
2016	195,000	113,840	308,840	2015	56,920	2015	56,920
2017	205,000	105,650	310,650	2016	52,825	2016	52,825
2018	215,000	97,040	312,040	2017	48,520	2017	48,520
2019	220,000	88,010	308,010	2018	44,005	2018	44,005
2020	230,000	78,770	308,770	2019	39,385	2019	39,385
2021	240,000	69,110	309,110	2020	34,555	2020	34,555
2022	255,000	59,030	314,030	2021	29,515	2021	29,515
2023	265,000	48,320	313,320	2022	24,160	2022	24,160
2024	275,000	37,058	312,058	2023	18,529	2023	18,529
2025	290,000	25,370	315,370	2024	12,685	2024	12,685
2026	300,000	12,900	312,900	2025	6,450	2025	6,450
	<u>\$ 3,225,000</u>	<u>\$ 1,121,374</u>	<u>\$ 4,346,374</u>		<u>\$ 560,687</u>		<u>\$ 560,687</u>

(See independent auditor's report.)

CITY OF DARIEN, ILLINOIS

LONG-TERM DEBT REQUIREMENTS
GENERAL OBLIGATION BONDS, SERIES 2007B

April 30, 2012

Date of Issue	May 15, 2007
Date of Maturity	December 15, 2017
Authorized Issue	\$2,600,000
Interest Rates	4.00%
Interest Dates	June 15 and December 15
Principal Maturity Date	December 15
Payable at	Bank of New York Trust Company, N.A.

FUTURE PRINCIPAL AND INTEREST REQUIREMENTS

Fiscal Year	Principal	Interest	Total	Interest Due on			
				June 15	Amount	December 15	Amount
2013	\$ 390,000	\$ 104,000	\$ 494,000	2012	\$ 52,000	2012	\$ 52,000
2014	410,000	88,400	498,400	2013	44,200	2013	44,200
2015	425,000	72,000	497,000	2014	36,000	2014	36,000
2016	440,000	55,000	495,000	2015	27,500	2015	27,500
2017	460,000	37,400	497,400	2016	18,700	2016	18,700
2018	475,000	19,000	494,000	2017	9,500	2017	9,500
	<u>\$ 2,600,000</u>	<u>\$ 375,800</u>	<u>\$ 2,975,800</u>		<u>\$ 187,900</u>		<u>\$ 187,900</u>

(See independent auditor's report.)

CITY OF DARIEN, ILLINOIS

LONG-TERM DEBT REQUIREMENTS
GENERAL OBLIGATION BONDS, SERIES 2008

April 30, 2012

Date of Issue	June 15, 2008
Date of Maturity	January 1, 2024
Authorized Issue	\$2,370,000
Interest Rates	3.00% - 4.00%
Interest Dates	January 1 and July 1
Principal Maturity Date	January 1
Payable at	Harris Bank

FUTURE PRINCIPAL AND INTEREST REQUIREMENTS

Fiscal Year	Principal	Interest	Total	Interest Due on			
				July 1	Amount	Jan 1	Amount
2013	\$ 130,000	\$ 72,194	\$ 202,194	2012	\$ 36,097	2013	\$ 36,097
2014	135,000	67,320	202,320	2013	33,660	2014	33,660
2015	140,000	62,256	202,256	2014	31,128	2015	31,128
2016	145,000	57,006	202,006	2015	28,503	2016	28,503
2017	155,000	51,570	206,570	2016	25,785	2017	25,785
2018	160,000	45,564	205,564	2017	22,782	2018	22,782
2019	165,000	39,364	204,364	2018	19,682	2019	19,682
2020	170,000	32,970	202,970	2019	16,485	2020	16,485
2021	175,000	26,382	201,382	2020	13,191	2021	13,191
2022	185,000	19,600	204,600	2021	9,800	2022	9,800
2023	190,000	12,200	202,200	2022	6,100	2023	6,100
2024	115,000	4,600	119,600	2023	2,300	2024	2,300
	<u>\$ 1,865,000</u>	<u>\$ 491,026</u>	<u>\$ 2,356,026</u>		<u>\$ 245,513</u>		<u>\$ 245,513</u>

(See independent auditor's report.)

Monthly Crime Report

Darien Police Department

9/1/2012

Edition C, Volume 5

August 2012 Numbers:

Events catalogued (*An event is created to document any service issue whether it is received at DU COMM by a citizen's call or generated by an officer*).

2,179 events catalogued for the month of August.

528 Events on first watch (11:00/p.m.-7:00/a.m.)

- 95 or 17.9% were the result of a 911 call

910 Events on second watch (7:00/a.m.-3:00/p.m.)

- 254 or 27.9% were the result of a 911 call.

741 Events on the third watch (3:00/p.m.-11:00/p.m.)

- 283 or 38.1% were the result of a 911 call

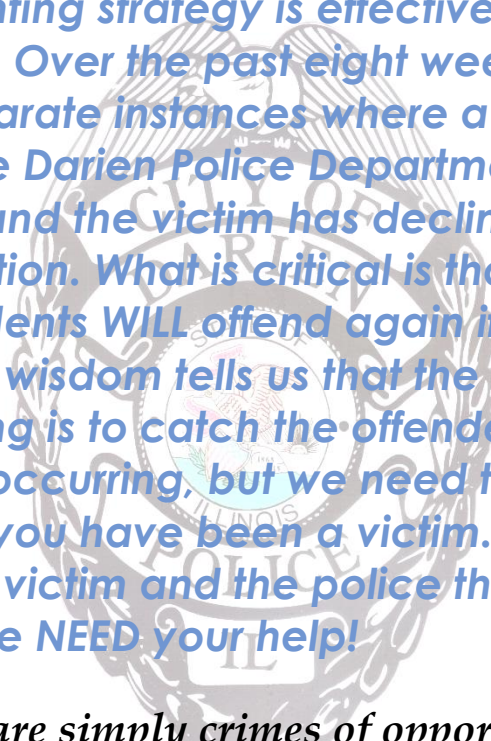
Average Temperature: 81

"Safety in public parks becomes a metric to measure the overall safety of the community!"

Why the Park?

Public parks are very public places used for a wide array of gatherings. The gatherings can be negative or positive. Negative gatherings in a park will tend to chase people away from parks, while positive ones like family gatherings, ball games and similar activities attract users to the parks. It has been my experience that the failure to maintain a safe viable park is always a precursor to an eroding community. You will never find a community where the community believes the park is safe, but the rest of the community is unsafe. The *PHILOSOPHY* is simple Parks become the barometer for the perception of the community's safety! Early on in the year while in a discussion with the command staff, I learned that there is a chronic public safety issue at the park each year

*With that information at hand, we created a strategy for the park designed to pre-empt that problem and ensure that we would only have positive gatherings in the park. **TO BE CLEAR!** This was not undertaken to make the parks safe, but instead to ensure that they remained safe. Keeping the park safe ensured that only positive gatherings would occur. **THE PLAN WORKED!***

- 
- The seal of the Darien Police Department is visible in the background, featuring a central figure holding a scale and a sword, surrounded by the text "DARIEN POLICE DEPARTMENT" and "ILLINOIS".
- We received complimentary letters from the Parks Director, kudos from the citizens and most important was a noted increase in the number of park users and their families. Last, but not least, there were no criminal incidents at Darien Community Park after the strategy was implemented. We must all remember that the measure of a police department's effectiveness is not the number of arrests, the speed in which they respond to a crime, and not the ability to solve crimes. In each of those instances, a crime has already been committed, a victim created and someone's life altered! The true measure of the police department's effectiveness is the absence of crime.
 - No crime fighting strategy is effective without the cooperation of the public. Over the past eight weeks there have been three (3) separate instances where a criminal offense has occurred, the Darien Police Department has been poised to take action and the victim has declined to pursue or assist in the investigation. What is critical is that the offenders involved in these incidents WILL offend again if not stopped. Law Enforcement wisdom tells us that the best way to stop a crime from occurring is to catch the offender. We want to stop crimes from occurring, but we need the help of the citizens, especially if you have been a victim. It is the joint effort between the victim and the police that will take offenders off the street. We NEED your help!
 - *Many crimes are simply crimes of opportunity. Nowhere is the level of opportunity and opportunism more visible than in the offense of burglary to a motor vehicle. We cannot stress the importance of locking your cars and storing valuables out of the view of criminals. 84% of all burglary to a motor vehicle incident in Darien occurred when a motorist left a vehicle unlocked. Those numbers*

are very similar to those of our neighbors. An unlock car door creates an opportunity where one need not exist. Valuables left in plain view add an invitation to the opportunity and ensures the offender that he will get something for a minimal effort. In those instances where we make an arrest, the victim has already lost an item.

- *As your chief, I look forward to any opportunity to meet with the citizens of Darien. I have been invited to block parties, community meetings, safety village and various other events. I view it as an honor to meet with the citizens of Darien and exchange ideas about how best the Darien Police Department can serve the residents. Please don't hesitate to call on me if you would like me to attend an event.*

Thanking you in advance for your continued Support,

Ernest Brown

Chief, Darien Police Department

Deputy Chief, John Cooper

CITY OF DARIEN

EXPENDITURE APPROVAL LIST
FOR CITY COUNCIL MEETING ON
September 17, 2012

Approval is hereby given to have the City Treasurer of Darien, Illinois pay to the officers, employees, independent contractors, vendors, and other providers of goods and services in the indicated amounts as set forth.

A summary indicating the source of funds used to pay the above is as follows:

General Fund		\$90,815.10
Water Fund		\$346,404.94
Motor Fuel Tax Fund		\$51,040.05
Water Depreciation Fund		
Debt Service Fund		
Capital Improvement Fund		\$486,456.08
Special Service Area Tax Fund		
	Subtotal:	\$ 974,716.17
General Fund Payroll	09/06/12	\$ 211,484.38
Water Fund Payroll	09/06/12	\$ 17,948.36
	Subtotal:	\$ 229,432.74
Total to be Approved by City Council:		\$ 1,204,148.91

Approvals:

Kathleen Moesle Weaver, Mayor

JoAnne E. Ragona, City Clerk

Michael J. Coren, Treasurer

Bryon D. Vana, City Administrator

CITY OF DARIEN
Expenditure Journal
General Fund
Administration
From 8/21/2012 Through 9/17/2012

Vendor Name	Invoice Description	Acct Title	Dept Amount	Acct Code
AIS	JULY 2012 COMPUTER SERVICES	Consulting/Professional	2,146.25	4325
AIS	ANNUAL ANTI-VIRUS	Consulting/Professional	1,942.00	4325
AIS	5 USER SNAGIT PROGRAM LICENSE	Consulting/Professional	195.00	4325
AIS	BUSINESS COMPUTER - DETECTIVE REED	Consulting/Professional	899.00	4325
AIS	ANNUAL REMOTE BACKUP OF CITY DATA	Consulting/Professional	2,950.00	4325
BEST QUALITY CLEANING, INC.	SEPTEMBER 2012 JANITORIAL SERVICE	Janitorial Service	1,182.00	4345
CALL ONE, INC.	TELEPHONE AND DATA LINES	Telephone	3,110.30	4267
COMCAST	CABLE BOXES	Rent - Equipment	8.39	4243
DAS ENTERPRISES, INC.	HAULING -BP AMOCO, WATER DEPT, RESTORATIONS, GLENEYERE SEWER	Maintenance - Grounds	390.00	4227
DAS ENTERPRISES, INC.	HAULING - BP AMOCO	Maintenance - Grounds	819.00	4227
DAS ENTERPRISES, INC.	HAULING - BP AMOCO	Maintenance - Grounds	780.00	4227
DAS ENTERPRISES, INC.	HAULING - BP AMOCO	Maintenance - Grounds	799.50	4227
ELMHURST CHICAGO STONE COMPANY	STONE FOR VARIOUS PROJECTS	Maintenance - Grounds	667.75	4227
FedEx	OVERNIGHT SHIPPING	Postage/Mailings	25.03	4233
HOME DEPOT	SUPPLIES	Maintenance - Grounds	83.96	4227
HUFF & HUFF, INC.	ENVIRONMENTAL CONSULTING	Maintenance - Grounds	160.00	4227
ILLINOIS PAPER COMPANY	TONER KIT - KYOCERA KM6030	Supplies - Office	118.49	4253
NEXTEL COMMUNICATIONS	CELLULAR SERVICE	Telephone	(1,792.89)	4267
NEXTEL COMMUNICATIONS	CELLULAR SERVICE	Telephone	1,792.89	4267
NICOR GAS	7422 S. CASS - ACCT 05-09-41-1000 3	Utilities (Elec,Gas,Wtr,Sewer)	28.51	4271
OFFICE DEPOT	SUPPLIES	Supplies - Office	21.81	4253
OFFICE DEPOT	SUPPLIES	Supplies - Office	70.01	4253

CITY OF DARIEN
Expenditure Journal
General Fund
Administration
From 8/21/2012 Through 9/17/2012

Vendor Name	Invoice Description	Acct Title	Dept Amount	Acct Code
OFFICE DEPOT	SUPPLIES	Supplies - Office	98.07	4253
OFFICE DEPOT	SUPPLIES	Supplies - Office	50.57	4253
OFFICE DEPOT	SUPPLIES	Supplies - Office	23.21	4253
POSTAGE BY PHONE RESERVE ACCT.	POSTAGE METER REFILL	Postage/Mailings	1,530.00	4233
RYDIN DECAL	2013 TEMPORARY DISABILITY PLACARDS	Printing and Forms	252.87	4235
SAGE SOFTWARE, INC.	PAYROLL SOFTWARE SETUP	Consulting/Professional	1,000.00	4325
SIKICH PROFESSIONAL SERVICES	FYE12 AUDIT	Audit	2,500.00	4320
SUBURBAN LIFE PUBLICATIONS	LEGAL NOTICE 1881 - 610 67TH STREET	Legal Notices	331.32	4221
SUBURBAN LIFE PUBLICATIONS	LEGAL NOTICE/PUBLIC NOTICE-2012 TREE PLANTING PROGRAM	Legal Notices	173.16	4221
TRUGREEN	FERTILIZATION - CITY HALL, POLICE DEPT., WATER PLANT	Maintenance - Grounds	430.00	4227
UNIQUE PRODUCTS & SERVICE CORP	JANITORIAL SUPPLIES	Maintenance - Building	95.75	4223
VERI CHECK	PRE-EMPLOYMENT BACKGROUND CHECK	Liability Insurance	104.00	4219
WAREHOUSE DIRECT	SUPPLIES	Supplies - Office	47.35	4253
WEBQA INC.	ANNUAL FEE COMMUNITY WORK ORDER SYSTEM 07-01-12 TO 06-30-13	Consulting/Professional	3,996.00	4325
Total Administration			27,029.30	

CITY OF DARIEN
Expenditure Journal
General Fund
City Council
From 8/21/2012 Through 9/17/2012

<u>Vendor Name</u>	<u>Invoice Description</u>	<u>Acct Title</u>	<u>Dept Amount</u>	<u>Acct Code</u>
MUNICIPAL CLERKS OF ILLINOIS	JO ANNE E. RAGONA MEMBERSHIP DUES 10-01-12 TO 09-30-13	Travel/Meetings	65.00	4265
ROSENTHAL, MURPHEY, COBLENTZ	J C CUTS	Liability Insurance	157.50	4219
ROSENTHAL, MURPHEY, COBLENTZ	MISCELLANEOUS	Liability Insurance	420.00	4219
ROSENTHAL, MURPHEY, COBLENTZ	COSTS ADVANCED	Liability Insurance	<u>458.53</u>	4219
		Total City Council	1,101.03	

**CITY OF DARIEN
Expenditure Journal
General Fund
Community Development
From 8/21/2012 Through 9/17/2012**

Vendor Name	Invoice Description	Acct Title	Dept Amount	Acct Code
ALL-STAR MAINTENANCE	LANDSCAPE MAINTENANCE @ 1030 JANET AVENUE	Const/Prof Reimbursable	50.00	4328
CHRISTOPHER B. BURKE ENG, LTD	WALMART DRAINAGE REVIEW	Consulting/Professional	275.00	4325
CHRISTOPHER B. BURKE ENG, LTD	AS BUILT REVIEW - 6717 HIGH ROAD	Const/Prof Reimbursable	200.00	4328
CODE ENFORCEMENT REPRESENTATIV	CONSULTANT CODE ENFORCEMENT INSPECTION	Consulting/Professional	40.00	4325
DON MORRIS ARCHITECTS P.C.	INSPECTION & PLAN REVIEW FOR AUG 2012/NEW CODE REVIEW FOR CI	Consulting/Professional	4,875.00	4325
DON MORRIS ARCHITECTS P.C.	INSPECTION & PLAN REVIEW FOR AUG 2012/NEW CODE REVIEW FOR CI	Const/Prof Reimbursable	4,765.00	4328
ELEVATOR INSPECTION SERVICE CO	REINSPECT FOR 1510 75TH STREET	Const/Prof Reimbursable	25.00	4328
ELEVATOR INSPECTION SERVICE CO	AUGUST 2012 ELEVATOR INSPECTIONS	Const/Prof Reimbursable	1,504.00	4328
JOSEPH ALGOZINE	ELECTRIC INSPECTIONS FOR AUG 2012	Consulting/Professional	680.00	4325
ROSENTHAL, MURPHEY, COBLENTZ	ZONING	Liability Insurance	105.00	4219
ROSENTHAL, MURPHEY, COBLENTZ	WAL-MART AGREEMENT	Liability Insurance	52.50	4219
ROSENTHAL, MURPHEY, COBLENTZ	CHASE BANK/SALE OF 7501 CASS	Liability Insurance	472.50	4219
ROYAL OAKS LANDSCAPING	LAWN MAINTENANCE @ 7529 MAIN STREET	Const/Prof Reimbursable	150.00	4328
ROYAL OAKS LANDSCAPING	LAWN MAINTENANCE AT 2853 87TH STREET	Const/Prof Reimbursable	150.00	4328

**CITY OF DARIEN
Expenditure Journal
General Fund
Community Development
From 8/21/2012 Through 9/17/2012**

<u>Vendor Name</u>	<u>Invoice Description</u>	<u>Acct Title</u>	<u>Dept Amount</u>	<u>Acct Code</u>
ROYAL OAKS LANDSCAPING	LAWN MAINTENANCE @1140 JAMES PETER COURT	Const/Prof Reimbursable	200.00	4328
ROYAL OAKS LANDSCAPING	LAWN MAINTENANCE @ 917 IRONWOOD	Const/Prof Reimbursable	150.00	4328
ROYAL OAKS LANDSCAPING	LAWN MAINTENANCE @ 7106 HIGH ROAD	Const/Prof Reimbursable	50.00	4328
ROYAL OAKS LANDSCAPING	LAWN MAINTENANCE @ 7226 POPLAR	Const/Prof Reimbursable	100.00	4328
ROYAL OAKS LANDSCAPING	LAWN MAINTENANCE @ PLAINFIELD & CLARENDON HILLS ROAD	Const/Prof Reimbursable	300.00	4328
ROYAL OAKS LANDSCAPING	LAWN MAINTENANCE @ 7725 WARWICK	Const/Prof Reimbursable	100.00	4328
		Total Community Development	14,244.00	

**CITY OF DARIEN
Expenditure Journal
General Fund
Public Works, Streets
From 8/21/2012 Through 9/17/2012**

Vendor Name	Invoice Description	Acct Title	Dept Amount	Acct Code
AIR-RITE HEATING & COOLING	AC REPAIR - 1041 S. FRONTAGE ROAD	Maintenance - Building	231.00	4223
AIR-RITE HEATING & COOLING	AC REPAIR - 1702 PLAINFIELD ROAD	Maintenance - Building	127.81	4223
ALL-STAR MAINTENANCE	HARVEST REAR YARD DRAINAGE PROJECT	Drainage Projects	4,622.75	4374
AMERICAN DOOR AND DOCK	EMERGENCY GARAGE DOOR REPAIR	Maintenance - Building	929.85	4223
AMERICAN DOOR AND DOCK	PW SHOP GARAGE DOOR MAINTENANCE & ESTIMATE ON FURTHER WORK	Maintenance - Building	768.95	4223
AWP CUSTOM UNIFORMS	UNIFORM SHIRTS - ROBERT VALLERA & KEITH SCHUSTER	Uniforms	165.00	4269
CARLSEN'S ELEVATOR SERVICES	ANNUAL PRESSURE RELIEF TEST - 1710 PLAINFIELD ROAD	Maintenance - Building	450.00	4223
CARLSEN'S ELEVATOR SERVICES	ANNUAL PRESSURE RELIEF TEST - 1710 PLAINFIELD ROAD	Maintenance - Building	(450.00)	4223
CHRISTOPHER B. BURKE ENG, LTD	2012 ROAD PROGRAM	Consulting/Professional	2,524.55	4325
CHRISTOPHER B. BURKE ENG, LTD	2012 ROAD PROGRAM	Consulting/Professional	1,939.00	4325
CINTAS FIRST AID AND SAFETY	FIRST AID SUPPLIES - 1041 S. FRONTAGE	Liability Insurance	38.74	4219
CINTAS FIRST AID AND SAFETY	FIRST AID SUPPLIES - 1041 S. FRONTAGE	Liability Insurance	86.46	4219
COM ED	STREET LIGHTS - ACCT 0448008035	Street Light Oper & Maint.	265.10	4359
COM ED	STREET LIGHTS - ACCT 0267129108	Street Light Oper & Maint.	56.86	4359
COM ED	STREET LIGHTS - ACCT 0788318007	Street Light Oper & Maint.	215.10	4359
COM ED	STREET LIGHTS - ACCT 2343005070	Street Light Oper & Maint.	7.94	4359

CITY OF DARIEN
Expenditure Journal
General Fund
Public Works, Streets
From 8/21/2012 Through 9/17/2012

Vendor Name	Invoice Description	Acct Title	Dept Amount	Acct Code
CULLIGAN	BOTTLED WATER - 1041 S. FRONTAGE ROAD	Maintenance - Building	163.79	4223
DUPAGE TOPSOIL, INC.	TOP SOIL FOR HARVEST REAR YARD PROJECT	Drainage Projects	215.00	4374
EXELON ENERGY INC.	SW COR 75TH ST, ADAMS, DARIEN	Street Light Oper & Maint.	1,469.67	4359
EXELON ENERGY INC.	STREET LIGHTS - 2510 ABBEY DR, LOT 278, DARIEN	Street Light Oper & Maint.	1,113.93	4359
EXELON ENERGY INC.	STREET LIGHTS - SW CORNER 75TH ST PLAINFIELD, DARIEN	Street Light Oper & Maint.	823.89	4359
GENE'S TIRE SERVICE, INC.	TIRE REPAIR #207	Maintenance - Vehicles	26.20	4229
GRAINGER	AUTOMATIC TOILET FLUSHER REPLACEMENT AT 1710 PLAINFIELD	Maintenance - Building	370.80	4223
GRAINGER	TWO-CYCLE OIL	Maintenance - Equipment	60.40	4225
HOME DEPOT	SUPPLIES	Maintenance - Building	756.85	4223
HOME DEPOT	SUPPLIES	Maintenance - Equipment	42.96	4225
HOME DEPOT	SUPPLIES	Maintenance - Vehicles	4.98	4229
HOME DEPOT	SUPPLIES	Small Tools & Equipment	44.97	4259
ILLINOIS ARBORIST ASSOCIATION	JOHN CARR - CERTIFIED ARBORIST TRAINING SEMINAR - 10-05-12	Training and Education	240.00	4263
INDUSTRIAL ELECTRICAL SUPPLY	LIGHT FOR PW SHOP	Maintenance - Building	29.00	4223
INDUSTRIAL ELECTRICAL SUPPLY	LIGHTS FOR 1041 S. FRONTAGE	Maintenance - Building	67.50	4223
LAWSON PRODUCTS INCORPORATED	PARTS FOR EQUIPMENT MAINTENANCE	Maintenance - Equipment	427.65	4225
MID-TOWN PETROLEUM, INC.	55 GALLON DRUM OF 5W30 OIL	Maintenance - Equipment	592.19	4225

**CITY OF DARIEN
Expenditure Journal
General Fund
Public Works, Streets
From 8/21/2012 Through 9/17/2012**

Vendor Name	Invoice Description	Acct Title	Dept Amount	Acct Code
NICOR GAS	1041 S. FRONTAGE ROAD - ACCT 90-84-11-1000 1	Utilities (Elec,Gas,Wtr,Sewer)	42.79	4271
O'HARA TRUE VALUE	SUPPLIES	Maintenance - Building	22.97	4223
O'HARA TRUE VALUE	SUPPLIES	Maintenance - Equipment	27.95	4225
O'HARA TRUE VALUE	SUPPLIES	Maintenance - Vehicles	2.99	4229
O'HARA TRUE VALUE	SUPPLIES	Supplies - Other	21.25	4257
OCCUPATIONAL HEALTH CENTERS	PRE-PLACEMENT PHYSICAL & DRUG SCREEN	Liability Insurance	94.00	4219
OFFICE DEPOT	SUPPLIES	Supplies - Office	78.68	4253
OFFICE DEPOT	SUPPLIES	Supplies - Office	32.34	4253
PATTEN INDUSTRIES, INC.	CABLE FOR BUCKET LOCK OUT ON STREET DEPT BACKHOE #205	Maintenance - Equipment	154.86	4225
POSTAGE BY PHONE RESERVE ACCT.	POSTAGE METER REFILL	Postage/Mailings	420.00	4233
RAGS ELECTRIC	HOT WATER HEATER ELECTRICIAN WORK - 1710 PLAINFIELD ROAD	Maintenance - Building	160.49	4223
RAGS ELECTRIC	STREET LIGHT REPAIR - 3240 PITCHER	Street Light Oper & Maint.	167.50	4359
RAGS ELECTRIC	STREET LIGHT REPAIR - 1717 LAKEVIEW	Street Light Oper & Maint.	126.00	4359
RAGS ELECTRIC	STREET LIGHT REPAIR - ALISON & CASS	Street Light Oper & Maint.	341.78	4359
RED WING SHOES	STEEL TOE BOOTS - ROBERT VALLERA	Liability Insurance	170.99	4219
RED WING SHOES	UNIFORMS - JAKE BRUZAN & ROBERT VALLERA	Uniforms	410.40	4269
RED WING SHOES	UNIFORMS - J. CORNEILS, D. CABLE & D. BEUSSE	Uniforms	310.25	4269
RIC MAR INDUSTRIES, INC.	MECHANIC SUPPLIES	Maintenance - Equipment	335.55	4225

**CITY OF DARIEN
Expenditure Journal
General Fund
Public Works, Streets
From 8/21/2012 Through 9/17/2012**

<u>Vendor Name</u>	<u>Invoice Description</u>	<u>Acct Title</u>	<u>Dept Amount</u>	<u>Acct Code</u>
STEVE PIPER & SONS, INC.	EMERALD ASH BORER TREE REMOVALS	Tree Trim/Removal	4,852.50	4375
TRAFFIC CONTROL AND PROTECTION	SIGNS	Supplies - Other	641.49	4257
TRAFFIC CONTROL AND PROTECTION	RIVETS FOR STREET SIGNS & POSTS	Supplies - Other	212.94	4257
TRUGREEN	75TH STREET PARKWAY FERTILIZATION	Forestry	2,056.24	4350
UNIQUE PRODUCTS & SERVICE CORP	JANITORIAL SUPPLIES	Maintenance - Building	97.44	4223
UNIQUE PRODUCTS & SERVICE CORP	JANITORIAL SUPPLIES	Maintenance - Building	106.16	4223
VERMEER-ILLINOIS, INC	PARTS FOR CHIPPER	Maintenance - Vehicles	35.28	4229
WAREHOUSE DIRECT	TONER CARTRIDGES FOR PLOTTER PRINTER	Supplies - Office	448.98	4253
WILLOWBROOK FORD, INC.	PARTS FOR VEHICLE REPAIR	Maintenance - Vehicles	675.86	4229
		Total Public Works, Streets	30,476.57	

CITY OF DARIEN
Expenditure Journal
General Fund
Police Department
From 8/21/2012 Through 9/17/2012

Vendor Name	Invoice Description	Acct Title	Dept Amount	Acct Code
CHASE CARD SERVICES	DETECTIVE INTERNET SEARCHES	Investigation and Equipment	50.00	4217
CHASE CARD SERVICES	BATTERIES FOR AED	Investigation and Equipment	100.00	4217
CHASE CARD SERVICES	BATTERIES FOR AED	Investigation and Equipment	10.54	4217
CHASE CARD SERVICES	PAGER RETURN REFUND	Rent - Equipment	(58.38)	4243
CHASE CARD SERVICES	INK CARTRIDGES	Supplies - Office	134.80	4253
CHASE CARD SERVICES	SIMPLE GREEN CLEANER	Supplies - Office	17.90	4253
CHASE CARD SERVICES	TAPE TO HANG FLYERS	Supplies - Office	16.29	4253
CHASE CARD SERVICES	THUMB DRIVES	Supplies - Office	9.98	4253
CHASE CARD SERVICES	THUMB DRIVES	Supplies - Office	17.97	4253
CHASE CARD SERVICES	COFFEE PRODUCTS FOR NEMRT	Travel/Meetings	5.50	4265
CHASE CARD SERVICES	STAFF MEETING SUPPLIES	Travel/Meetings	7.23	4265
CHASE CARD SERVICES	INTERNET SERVICE	Telephone	101.90	4267
COMCAST	CABLE BOXES FOR PD	Telephone	2.10	4267
CREATIVE PRODUCT SOURCING, INC	BOOKS	Public Relations	446.91	4239
CREATIVE PRODUCT SOURCING, INC	DARE ITEMS	Public Relations	204.88	4239
DUPAGE COUNTY CLERK'S OFFICE	NOTARY PUBLIC CERTIFICATION	Dues and Subscriptions	10.00	4213
DUPAGE COUNTY CLERK'S OFFICE	NOTARY CERTIFICATION - ELIZABETH POTERASKE-WHITE	Dues and Subscriptions	10.00	4213
DUPAGE COUNTY CLERK'S OFFICE	GERALD R. PICCOLI NOTARY CERTIFICATION	Dues and Subscriptions	10.00	4213
EMERGENCY VEHICLE TECHNOLOGIES	MAINTENANCE VEHICLES D-16 RUNNING BOARD REPLACEMENT	Maintenance - Vehicles	48.00	4229

CITY OF DARIEN
Expenditure Journal
General Fund
Police Department
From 8/21/2012 Through 9/17/2012

Vendor Name	Invoice Description	Acct Title	Dept Amount	Acct Code
EMERGENCY VEHICLE TECHNOLOGIES	INSTALLED SIREN, LIGHT CONTROLLER - D3	Equipment	127.50	4815
HINSHAW & CULBERTSON LLP	COURT FOR ADMINISTRATIVE TOW	Liability Insurance	125.00	4219
I/O SOLUTIONS	POLICE OFFICER TESTING	Boards and Commissions	2,220.08	4205
ILHIA	WILLIAM FOSTER	Training and Education	175.00	4263
ILHIA	MARK BOZEK	Training and Education	175.00	4263
J.G. UNIFORMS, INC.	VEST COVER ALTERATION	Uniforms	50.00	4269
JAMES MURPHY	BOOK FOR SERGEANTS EXAM	Uniforms	130.00	4269
JASON NORTON	SGTS EXAM TEXT BOOK	Uniforms	130.20	4269
JUST TIRES	TIRES FOR SQUAD CARS	Maintenance - Vehicles	1,507.44	4229
KARA FOYLE-PRICE	CLOTHING	Uniforms	48.19	4269
KARA FOYLE-PRICE	UNIFORM ALLOWANCE	Uniforms	48.29	4269
KING CAR WASH	SQUAD WASHES FOR JULY & AUGUST 2012	Maintenance - Vehicles	1,118.00	4229
LINDA S. PIECZYNSKI	PROSECUTION FEES	Liability Insurance	1,574.00	4219
MOORE MEDICAL	PPE/FIRST AID SUPPLIES	Liability Insurance	497.93	4219
MUNICIPAL EMERGENCY SERVICES	UNIFORM SHIRTS FOR RECORDS DEPARTMENT	Uniforms	82.50	4269
OTTO ENGINEERING	UNIFORM ALLOWANCE - FOSTER	Uniforms	46.19	4269
OTTO ENGINEERING	STEVE REED	Uniforms	43.25	4269
OTTO ENGINEERING	MARK BOZEK	Uniforms	43.26	4269
POSTAGE BY PHONE RESERVE ACCT.	POSTAGE METER REFILL	Postage/Mailings	1,020.00	4233
RAY O'HERRON CO. INC OF OBT	TASER CARTRIDGES FOR TRAINING	Investigation and Equipment	1,567.30	4217

**CITY OF DARIEN
Expenditure Journal
General Fund
Police Department
From 8/21/2012 Through 9/17/2012**

Vendor Name	Invoice Description	Acct Title	Dept Amount	Acct Code
RAY O'HERRON CO. INC OF OBT	UNIFORMS FOR HRUBY - HOLSTER	Uniforms	59.95	4269
RAY O'HERRON CO. INC OF OBT	UNIFORMS FOR FOYLE-PRICE (HOLSTER, SOCKS, BATTERY, LAMP)	Uniforms	70.75	4269
RAY O'HERRON CO. INC OF OBT	UNIFORM - FOSTER - HOLSTER	Uniforms	19.95	4269
RAY O'HERRON CO. INC OF OBT	UNIFORM - LISS - HOLSTER	Uniforms	59.95	4269
RAY O'HERRON CO. INC OF OBT	UNIFORM - CHIEF BROWN - ANKLE HOLSTER	Uniforms	58.95	4269
RAY O'HERRON CO. INC OF OBT	UNIFORM - REED - STINGER BATTERY & HOLDER	Uniforms	37.90	4269
RAY O'HERRON CO. INC OF OBT	UNIFORM ALLOWANCE - G. PICCOLI	Uniforms	97.90	4269
RAY O'HERRON CO. INC OF OBT	CREDIT UNIFORM ALLOWANCE - G. PICCOLI	Uniforms	(28.25)	4269
RAY O'HERRON CO. INC OF OBT	J. COOPER UNIFORM ALLOWANCE	Uniforms	398.20	4269
RAY O'HERRON CO. INC OF OBT	CREDIT MAGAZINE	Uniforms	(79.80)	4269
ROSENTHAL, MURPHEY, COBLENTZ	MAP/SCHEDULING GRIEVANCE	Liability Insurance	105.00	4219
SAM'S CLUB	SUPPLIES	Investigation and Equipment	29.32	4217
SAM'S CLUB	SUPPLIES	Supplies - Office	11.98	4253
SAM'S CLUB	SUPPLIES	Travel/Meetings	21.74	4265
SIRCHIE FINGER PRINT LABS	EVIDENCE SUPPLIES	Investigation and Equipment	292.75	4217
SUBURBAN L.E.A.P.	BOSSSES' DAY LUNCHEON - CHIEF BROWN, DEPUTY COOPER, C. KOPTA	Travel/Meetings	78.00	4265

**CITY OF DARIEN
Expenditure Journal
General Fund
Police Department
From 8/21/2012 Through 9/17/2012**

<u>Vendor Name</u>	<u>Invoice Description</u>	<u>Acct Title</u>	<u>Dept Amount</u>	<u>Acct Code</u>
VERIZON WIRELESS	TELEPHONE CHARGES FOR EVDO	Telephone	798.21	4267
WILLIAM FOSTER	UNIFORM REIMBURSEMENT	Uniforms	25.98	4269
WILLIAM W. GREENABERG	SGTS. EXAM BOOK & SUSPENDERS	Uniforms	169.59	4269
WILLOWBROOK FORD, INC.	FRONT END ALIGNMENT - SQUAD 28	Maintenance - Vehicles	89.95	4229
WILLOWBROOK FORD, INC.	FRONT END ALIGNMENT - SQUAD 23	Maintenance - Vehicles	89.95	4229
WILLOWBROOK FORD, INC.	PARTS FOR VEHICLE REPAIR	Maintenance - Vehicles	2,636.02	4229
		Total Police Department	16,918.74	

**CITY OF DARIEN
Expenditure Journal
General Fund
Business District
From 8/21/2012 Through 9/17/2012**

Vendor Name	Invoice Description	Acct Title	Dept Amount	Acct Code
ALLIED WASTE SERVICES #551	SEPTEMBER 2012 REFUSE REMOVAL - 7515 S. CASS, UNIT D	Utilities (Elec, Gas, Wtr, Sewer)	118.32	4271
COM ED	7515 S. CASS, UNIT D - ACCT 7156797060	Utilities (Elec, Gas, Wtr, Sewer)	183.67	4271
COM ED	7515 S. CASS, UNIT J - ACCT 7156801032	Utilities (Elec, Gas, Wtr, Sewer)	60.43	4271
FIRE & SECURITY SYSTEMS, INC.	FIRE ALARM INSPECTION & MONITORING SEPT 1 TO NOV 30-2012	Maintenance - Grounds	159.00	4227
KOVAR SIGNS	SIGNS - CASS/PLAINFIELD	Maintenance - Grounds	380.00	4227
NICOR GAS	7515 S. CASS, UNIT D - ACCT 40-53-48-5251 8	Utilities (Elec, Gas, Wtr, Sewer)	117.19	4271
NICOR GAS	7515 S. CASS, UNIT J - ACCT 43-44-83-6184 0	Utilities (Elec, Gas, Wtr, Sewer)	26.85	4271
			Total Business District	
			Total General Fund	90,815.10

CITY OF DARIEN
Expenditure Journal
Water Fund
Public Works, Water
From 8/21/2012 Through 9/17/2012

Vendor Name	Invoice Description	Acct Title	Dept Amount	Acct Code
AMERICAN DOOR AND DOCK	EMERGENCY GARAGE DOOR REPAIR	Maintenance - Building	929.85	4223
AMERICAN DOOR AND DOCK	PW SHOP GARAGE DOOR MAINTENANCE & ESTIMATE ON FURTHER WORK	Maintenance - Building	768.94	4223
ASSOCIATED TECHNICAL SERVICES	LEAK LOCATING FOR 63RD STREET MAIN BREAK	Leak Detection	542.00	4326
BEST QUALITY CLEANING, INC.	SEPTEMBER 2012 JANITORIAL SERVICE	Maintenance - Building	608.00	4223
CALL ONE, INC.	TELEPHONE AND DATA LINES	Telephone	548.88	4267
CHEMICAL PUMP SALES & SERVICE	REPAIR PARTS FOR CHLORINE INJECTOR AT PLANT #2	Maintenance - Water System	620.51	4231
CINTAS FIRST AID AND SAFETY	FIRST AID SUPPLIES - 1041 S. FRONTAGE	Liability Insurance	38.73	4219
CINTAS FIRST AID AND SAFETY	FIRST AID SUPPLIES - 1041 S. FRONTAGE	Liability Insurance	86.47	4219
COM ED	PLAINFIELD & MANNING, DARIEN - ACCT 0437036069	Utilities (Elec,Gas,Wtr,Sewer)	46.21	4271
COM ED	2103 75TH ST PUMP, DARIEN - ACCT 3118112014	Utilities (Elec,Gas,Wtr,Sewer)	352.26	4271
CULLIGAN	BOTTLED WATER - 1041 S. FRONTAGE ROAD	Maintenance - Building	163.79	4223
DAS ENTERPRISES, INC.	HAULING TO HEIL - MAIN BREAKS & RESTORATIONS	Maintenance - Water System	702.00	4231
DAS ENTERPRISES, INC.	HAULING FOR MAIN BREAKS	Maintenance - Water System	780.00	4231

CITY OF DARIEN
Expenditure Journal
Water Fund
Public Works, Water
From 8/21/2012 Through 9/17/2012

Vendor Name	Invoice Description	Acct Title	Dept Amount	Acct Code
DAS ENTERPRISES, INC.	HAULING -BP AMOCO, WATER DEPT, RESTORATIONS, GLENEYERE SEWER	Maintenance - Water System	1,560.00	4231
DENNIS CABLE	CDL REIMBURSEMENT	Liability Insurance	60.00	4219
DUPAGE COUNTY DIV OF TRANSPORT	PERMIT FEE FOR MAIN BREAK ON 63RD ST.	Maintenance - Water System	100.00	4231
DUPAGE COUNTY DIV OF TRANSPORT	PERMIT FEE FOR MAIN BREAK ON PLAINFIELD RD	Maintenance - Water System	100.00	4231
DUPAGE TOPSOIL, INC.	WATER DEPARTMENT RESTORATIONS	Maintenance - Water System	100.00	4231
DUPAGE WATER COMMISSION	WATER COSTS	DuPage Water Commission	325,825.61	4340
E.F. HEIL LLC	DUMP FEES	Maintenance - Water System	700.00	4231
EXELON ENERGY INC.	9S720 LEMONT ROAD, DARIEN	Utilities (Elec,Gas,Wtr,Sewer)	81.47	4271
EXELON ENERGY INC.	87TH & RIDGE ROAD, DARIEN	Utilities (Elec,Gas,Wtr,Sewer)	132.80	4271
EXELON ENERGY INC.	LAKEVIEW & OAKLEY, DARIEN	Utilities (Elec,Gas,Wtr,Sewer)	32.54	4271
EXELON ENERGY INC.	1220 PLAINFIELD, DARIEN	Utilities (Elec,Gas,Wtr,Sewer)	2,124.86	4271
EXELON ENERGY INC.	18W736 MANNING, DARIEN	Utilities (Elec,Gas,Wtr,Sewer)	259.92	4271
EXELON ENERGY INC.	2101 W. 75TH STREET, DARIEN	Utilities (Elec,Gas,Wtr,Sewer)	45.87	4271
GENE'S TIRE SERVICE, INC.	NEW TIRES FOR #400	Maintenance - Equipment	536.20	4225
GRAINGER	PRESSURE GAUGE FOR WELL #7	Maintenance - Water System	27.00	4231
HACH COMPANY	CHEMICAL SAMPLING KITS	Quality Control	453.67	4241
HD SUPPLY WATERWORKS	8-INCH REPAIR SLEEVE & 8-FOOT B-BOX KEY	Maintenance - Water System	184.65	4231
HD SUPPLY WATERWORKS	REPAIR CLAMP	Maintenance - Water System	127.84	4231
HOME DEPOT	SUPPLIES	Maintenance - Building	596.84	4223

CITY OF DARIEN
Expenditure Journal
Water Fund
Public Works, Water
From 8/21/2012 Through 9/17/2012

Vendor Name	Invoice Description	Acct Title	Dept Amount	Acct Code
HOME DEPOT	SUPPLIES	Maintenance - Water System	149.14	4231
INDUSTRIAL ELECTRICAL SUPPLY	NEW LIGHT FOR PLANT #3	Maintenance - Building	43.75	4223
INDUSTRIAL ELECTRICAL SUPPLY	LIGHTS FOR 1041 S. FRONTAGE	Maintenance - Building	67.50	4223
NEXTEL COMMUNICATIONS	CELLULAR SERVICE	Telephone	(316.40)	4267
NEXTEL COMMUNICATIONS	CELLULAR SERVICE	Telephone	316.40	4267
NICOR GAS	1041 S. FRONTAGE ROAD - ACCT 90-84-11-1000 1	Utilities (Elec,Gas,Wtr,Sewer)	42.78	4271
NICOR GAS	1897 MANNING DR - ACCT 12-34-41-1000 7	Utilities (Elec,Gas,Wtr,Sewer)	24.05	4271
NICOR GAS	1930 MANNING ROAD - ACCT 05-00-21-1000 4	Utilities (Elec,Gas,Wtr,Sewer)	45.65	4271
NICOR GAS	8600 LEMONT ROAD - ACCT 23-64-41-1000 1	Utilities (Elec,Gas,Wtr,Sewer)	41.38	4271
O'HARA TRUE VALUE	SUPPLIES	Maintenance - Building	63.36	4223
O'HARA TRUE VALUE	SUPPLIES	Maintenance - Water System	154.54	4231
PDC LABORATORIES, INC.	THM - HAA WATER SAMPLES	Quality Control	600.00	4241
POSTAGE BY PHONE RESERVE ACCT.	POSTAGE METER REFILL	Postage/Mailings	30.00	4233
RED WING SHOES	UNIFORMS - J. CORNEILS, D. CABLE & D. BEUSSE	Uniforms	122.40	4269
THE BANK OF NEW YORK	PAYING & ESCROW AGENT FEES - REFINANCE BOND	Debt Retire-Water Refunding	2,178.00	4950
US GAS	GAS CYLINDER RENTAL	Maintenance - Water System	56.00	4231
WATER PRODUCTS - AURORA	B-BOX REPAIR PARTS	Maintenance - Water System	489.20	4231
WATER RESOURCES, INC.	2-IN WATER METER & FLANGE KIT FOR GODDARD SCHOOL	Water Meter Purchases	1,259.00	4880
WATER RESOURCES, INC.	2-IN SPACERS FOR 2-IN WATER METERS	Water Meter Purchases	387.30	4880

**CITY OF DARIEN
Expenditure Journal
Water Fund
Public Works, Water
From 8/21/2012 Through 9/17/2012**

<u>Vendor Name</u>	<u>Invoice Description</u>	<u>Acct Title</u>	<u>Dept Amount</u>	<u>Acct Code</u>
WATER RESOURCES, INC.	2-INCH METER FOR STOCK	Water Meter Purchases	1,259.00	4880
WILLOWBROOK FORD, INC.	PARTS FOR VEHICLE REPAIR	Maintenance - Equipment	154.98	4225
		Total Public Works, Water	346,404.94	
		Total Water Fund	346,404.94	

CITY OF DARIEN
Expenditure Journal
Motor Fuel Tax
MFT Expenses
From 8/21/2012 Through 9/17/2012

<u>Vendor Name</u>	<u>Invoice Description</u>	<u>Acct Title</u>	<u>Dept Amount</u>	<u>Acct Code</u>
AC PAVEMENT STRIPING CO.	PAVEMENT STRIPING	Pavement Striping	8,168.12	4261
JAMES D. FIALA PAVING COMPANY	ASPHALT PICK UP FOR PATCHING	Road Material	412.88	4245
JAMES D. FIALA PAVING COMPANY	ASPHALT PICKUP FOR PATCHING	Road Material	218.92	4245
METAL CULVERTS, INC.	CULVERT PIPE FOR ALABAMA	Supplies - Other	235.00	4257
NORTH AMERICAN SALT CO.	603.96 TONS ROAD SALT	Salt	41,431.65	4249
QUARRY MATERIALS	COLD PATCH FOR STOCK PILE	Road Material	573.48	4245
		Total MFT Expenses	51,040.05	
		Total Motor Fuel Tax	51,040.05	

**CITY OF DARIEN
Expenditure Journal
Capital Improvement Fund
Capital Fund Expenditures
From 8/21/2012 Through 9/17/2012**

<u>Vendor Name</u>	<u>Invoice Description</u>	<u>Acct Title</u>	<u>Dept Amount</u>	<u>Acct Code</u>
ALL-STAR MAINTENANCE	72ND & BENTLEY RESOD FROM BENTLEY DITCH PROJECT	Ditch Projects	147.50	4376
CHRISTOPHER B. BURKE ENG, LTD	MONUMENT ENTRANCE SIGNS	Equipment	6,902.89	4815
CHRISTOPHER B. BURKE ENG, LTD	2012 MONUMENT ENTRANCE SIGNS	Equipment	2,157.50	4815
DAS ENTERPRISES, INC.	SAWYER	Ditch Projects	312.00	4376
DAS ENTERPRISES, INC.	CREEKSIDE	Ditch Projects	312.00	4376
DAS ENTERPRISES, INC.	GLENEYERE	Ditch Projects	117.00	4376
DAS ENTERPRISES, INC.	HAULING FOR SAWYER ROAD DITCH PROJECT	Ditch Projects	1,560.00	4376
DAS ENTERPRISES, INC.	HAULING SAWYER ROAD STORM SEWER PROJECT	Ditch Projects	1,560.00	4376
DAS ENTERPRISES, INC.	HAULING -BP AMOCO, WATER DEPT, RESTORATIONS, GLENEYERE SEWER	Ditch Projects	390.00	4376
E.F. HEIL LLC	DUMP FEES	Ditch Projects	200.00	4376
E.F. HEIL LLC	DUMP FEES - SAWYER ROAD STORM SEWER PROJECT	Ditch Projects	880.00	4376
ELMHURST CHICAGO STONE COMPANY	STONE DELIVERED FOR SAWYER ROAD STORM SEWER PROJECT	Ditch Projects	1,041.30	4376
ELMHURST CHICAGO STONE COMPANY	STONE DELIVERED - SAWYER RD STORM SEWER PROJECT	Ditch Projects	925.18	4376
ELMHURST CHICAGO STONE COMPANY	STONE FOR VARIOUS PROJECTS	Ditch Projects	659.35	4376
HOME DEPOT	SUPPLIES	Ditch Projects	6.54	4376
HOME DEPOT	SUPPLIES	Ditch Projects	1.50	4376

**CITY OF DARIEN
Expenditure Journal
Capital Improvement Fund
Capital Fund Expenditures
From 8/21/2012 Through 9/17/2012**

Vendor Name	Invoice Description	Acct Title	Dept Amount	Acct Code
JAMES D. FIALA PAVING COMPANY	2012 STREET RESURFACING	Street Reconstruction/Rehab	224,419.78	4855
JAMES D. FIALA PAVING COMPANY	ALT #1 PUBLIC WORKS PARKING LOT	Street Reconstruction/Rehab	152,590.97	4855
KIEFT BROS., INC.	CREEKSIDE STORM DRAINAGE PROJECT PARTS	Ditch Projects	49.50	4376
KIEFT BROS., INC.	PARTS FOR CREEKSIDE STORM SEWER PROJECT	Ditch Projects	680.30	4376
KIEFT BROS., INC.	PARTS FOR CREEKSIDE STORM SEWER PROJECT	Ditch Projects	47.30	4376
NORTH SUBURBAN ASPHALT MAINT O'HARA TRUE VALUE	CRACK FILL PROJECT SUPPLIES	Crack Seal Program Ditch Projects	91,476.00 19.47	4382 4376
		Total Capital Fund Expenditures	486,456.08	
		Total Capital Improvement Fund	486,456.08	
Report Total			974,716.17	

09/24/12

\$413.73

\$0.00

\$82.00



Account number: [REDACTED]

\$ 413.73

Make your check payable to: Chase Card Services. Please write amount enclosed. New address or e-mail? Print on back.

05

67549 BEX Z 24612 C
BRYON VANA
CITY OF DARIEN
1702 PLAINFIELD RD
DARIEN IL 60561-5044



CARDMEMBER SERVICE
PO BOX 15153
WILMINGTON DE 19886-5153



~~1500076387494778344848~~

BUSINESS CARD STATEMENT

Customer Service
1-800-346-5538

Additional contact
information on back

ACCOUNT SUMMARY

Account Number: [REDACTED]	
Previous Balance	\$1,352.19
Payment, Credits	-\$1,410.57
Purchases	+\$472.11
Cash Advances	\$0.00
Balance Transfers	\$0.00
Fees Charged	\$0.00
Interest Charged	\$0.00
New Balance	\$413.73

PAYMENT INFORMATION

New Balance	\$413.73
Payment Due Date	09/24/12
Minimum Payment Due	\$82.00
Late Payment Warning: If we do not receive your minimum payment by the due date, you may have to pay up to a \$39 late fee.	
Minimum Payment Warning: Enroll in Auto-Pay and avoid missing a payment. To enroll, call the number on the back of your card or go to the web site listed above.	

Opening/Closing Date	08/03/12 - 09/02/12
Total Credit Line	\$100,000
Available Credit	\$99,586
Cash Access Line	\$20,000
Available for Cash	\$20,000

FLEXIBLE REWARDS SUMMARY

Previous points balance	45,539
Points earned on purchases this period	414
New total points balance	45,953

Every time you use your Chase Business card with Flexible Rewards Select, you are on your way to earning great rewards. You earn 1 point per \$1 spent on all purchases and there's no cap on how many points you can earn and points never expire. Add employees and earn rewards even faster! You can redeem your points for airline tickets, gift certificates to leading merchants, top quality merchandise or cash. Check out the entire rewards collection and redeem your points online at www.chase.com/businesscard.

ACCOUNT ACTIVITY

Date of Transaction	Merchant Name or Transaction Description	\$ Amount
08/21	Payment Thank You - Image Check BRYON VANA TRANSACTIONS THIS CYCLE (09/24/12) -\$1,352.19 INCLUDING PAYMENTS RECEIVED	-1,352.19
08/08	THE HOME DEPOT 1905 DARIEN IL 01-40-4253 Simple Green Cleaner	17.90
08/30	WAL-MART#2215 DARIEN IL 01-40-4253 Tape to hang files	16.29
08/31	OFFICE MAX WOODRIDGE IL 01-40-4253 Thumb Drives	9.98
08/31	BEST BUY MHT 00003160 DOWNERS GROVE IL 01-40-4253 Thumb Drives	17.97
	SARAH FALCO TRANSACTIONS THIS CYCLE (09/24/12) \$62.14	
08/08	AMERICAN MESSAGING 888-247-7890 TX 01-40-4243 Return Page Return	-58.38
08/02	LEXISNEXIS RISK MGT 888-332-8244 FL 01-40-4217 Detection Int. v. n. b. Records	50.00
08/07	JEWEL #3182 LEMONT IL 01-40-4265 Staff Mtg. supplies	7.23
08/14	OFFICE DEPOT #1105 800-463-3768 IL 01-40-4253 Ink cartridge	134.80
08/15	WAL-MART#2215 DARIEN IL 01-40-4265 Coffee products NEMRT	5.50
08/22	BATTERIES AND BUTTER 718-4912700 NY 01-40-4217 Batteries for AED	100.00
08/22	BATTERIES AND BUTTER 718-4912700 NY 01-40-4217 Batteries for AED	10.54
08/29	COMCAST CHICAGO 800-COMCAST IL 01-40-4267 Internet Service	101.90
	CAROL KOPTA TRANSACTIONS THIS CYCLE (09/24/12) \$351.59	

2012 Totals Year-to-Date	
Total fees charged in 2012	\$0.00
Total interest charged in 2012	\$0.00

Year-to-date totals reflect all charges minus any refunds applied to your account.

INTEREST CHARGES

Your Annual Percentage Rate (APR) is the annual interest rate on your account.

Balance Type	Annual Percentage Rate (APR)	Balance Subject To Interest Rate	Interest Charges
PURCHASES			
Purchases	13.24% (v)	-0-	-0-
CASH ADVANCES			
Cash Advances	19.24% (v)	-0-	-0-
BALANCE TRANSFERS			
Balance Transfers	13.24% (v)	-0-	-0-

(v) = Variable Rate

31 Days in Billing Period

Please see Information About Your Account section for the Calculation of Balance Subject to Interest Rate, Annual Renewal Notice, How to Avoid Interest on Purchases, and other important information, as applicable.

CITY OF DARIEN
REVENUE AND EXPENDITURE REPORT SUMMARY
August 31, 2012

GENERAL FUND - (01)

	Current Month <u>Actual</u>	Year To Date <u>Actual</u>	Total <u>Budget</u>
Revenue	\$ 1,161,733	\$ 5,145,629	\$ 12,694,067
Expenditures	\$ 685,266	\$ 3,592,580	\$ 13,634,371

Audited 5/1/12 Opening Fund Balance: \$ 4,108,526
Transfer to Capital Fund \$ (2,800,000)
Current Fund Balance: \$ 2,861,575

WATER FUND - (02)

	Current Month <u>Actual</u>	Year To Date <u>Actual</u>	Total <u>Budget</u>
Revenue	\$ 1,021,697	\$ 1,815,249	\$ 4,517,159
Expenditures	\$ 553,569	\$ 2,113,125	\$ 4,687,929

Audited 5/1/12 Cash Balance \$ 1,159,075
Current Cash Balance: \$ 861,199

MOTOR FUEL TAX FUND - (03)

	Current Month <u>Actual</u>	Year To Date <u>Actual</u>	Total <u>Budget</u>
Revenue	\$ 47,305	\$ 178,836	\$ 555,250
Expenditures	\$ 29,661	\$ 109,840	\$ 586,030

Audited 5/1/12 Opening Fund Balance: \$ 209,824
Current Fund Balance: \$ 278,820

WATER DEPRECIATION FUND (12)

	Current Month <u>Actual</u>	Year To Date <u>Actual</u>	Total <u>Budget</u>
Revenue	\$ 752	\$ 501,604	\$ -
Expenditures	\$ -	\$ 14,500	\$ 47,540

Audited 5/1/12 Cash Balance \$ 276,274
Current Cash Balance: \$ 763,378

CAPITAL IMPROVEMENT FUND (25)

	Current Month <u>Actual</u>	Year To Date <u>Actual</u>	Total <u>Budget</u>
Revenue	\$ 1,955,119	\$ 4,885,720	\$ 3,200,770
Expenditures	\$ 916,210	\$ 1,856,396	\$ 2,387,098

Audited 5/1/12 Opening Fund Balance: \$ 1,864,708
Current Fund Balance: \$ 4,894,032

CAPITAL PROJECTS DEBT SERVICE FUND (35)

	Current Month <u>Actual</u>	Year To Date <u>Actual</u>	Total <u>Budget</u>
Revenue	\$ 12,529	\$ 259,474	\$ 104,300
Expenditures	\$ -	\$ 52,375	\$ 104,500

Audited 5/1/12 Opening Fund Balance: \$ 4,207
Current Fund Balance: \$ 211,306

	Current Actual Year to Date	Current Budgeted F.Y.E. '13	Prior Year Actual Through August 11
Property Tax Collections	\$ 1,225,380	\$ 2,319,044	\$ 1,211,965
Sales Tax Collections	\$ 1,629,501	\$ 4,900,000	\$ 1,563,344

CITY OF DARIEN
Statement of Revenues and Expenditures - Revenue
Revenue
General Fund
From 8/1/2012 Through 8/31/2012

		Current Period Actual	Current Period Budget	Current Year Actual	YTD Budget	Total Budget	Total Budget Variance	Percent Total Budget Remaining
Revenue								
Taxes								
Real Estate Taxes - Current	3110	24,322.54	0.00	842,019.08	1,617,850.00	1,617,850.00	(775,830.92)	47.95%
Road and Bridge Tax	3120	3,043.83	0.00	101,414.56	0.00	185,000.00	(83,585.44)	45.18%
Municipal Utility Tax	3130	93,311.21	93,416.67	303,950.33	373,666.68	1,121,000.00	(817,049.67)	72.88%
Amusement Tax	3140	5,779.22	8,333.33	26,624.60	33,333.32	100,000.00	(73,375.40)	73.37%
Hotel/Motel Tax	3150	4,676.72	2,583.33	19,053.07	10,333.32	31,000.00	(11,946.93)	38.53%
Personal Property Tax	3425	0.00	416.67	1,952.49	1,666.68	5,000.00	(3,047.51)	60.95%
Total Taxes		131,133.52	104,750.00	1,295,014.13	2,036,850.00	3,059,850.00	(1,764,835.87)	57.68%
License, Permits, Fees								
Business Licenses	3210	1,200.00	0.00	6,005.00	0.00	40,000.00	(33,995.00)	84.98%
Liquor License	3212	2,000.00	0.00	52,000.00	50,000.00	50,000.00	2,000.00	(4.00)%
Contractor Licenses	3214	2,520.00	1,500.00	8,690.00	6,000.00	12,000.00	(3,310.00)	27.58%
Court Fines	3216	7,576.78	12,500.00	41,195.21	50,000.00	150,000.00	(108,804.79)	72.53%
Towing Fees	3217	6,800.00	3,333.33	39,800.00	13,333.32	40,000.00	(200.00)	0.50%
Ordinance Fines	3230	2,538.00	1,250.00	10,656.00	5,000.00	15,000.00	(4,344.00)	28.96%
Building Permits and Fees	3240	40,785.00	6,000.00	77,994.00	23,000.00	45,000.00	32,994.00	(73.32)%
Telecommunication Taxes	3242	77,498.99	80,416.67	320,177.93	321,666.68	965,000.00	(644,822.07)	66.82%
Cable T.V. Franchise Fee	3244	66,045.04	26,666.67	161,032.49	106,666.68	320,000.00	(158,967.51)	49.67%
PEG - Fees - AT&T	3245	0.00	0.00	6,312.12	0.00	0.00	6,312.12	0.00%
NICOR Franchise Fee	3246	0.00	3,166.67	0.00	12,666.68	38,000.00	(38,000.00)	100.00%
Public Hearing Fees	3250	360.00	416.67	3,182.81	1,666.68	5,000.00	(1,817.19)	36.34%
Elevator Inspections	3255	2,200.00	333.33	2,602.25	1,333.32	4,000.00	(1,397.75)	34.94%
Public Improvement Permit Fee	3260	600.00	0.00	2,890.00	0.00	0.00	2,890.00	0.00%
Engineering/Prof Fee Reimb	3265	11,683.93	1,666.67	30,165.15	6,666.68	20,000.00	10,165.15	(50.82)%
Legal Fee Reimbursement	3266	0.00	0.00	6,668.78	0.00	0.00	6,668.78	0.00%
D.U.I. Technology Fines	3267	200.00	333.33	2,406.00	1,333.32	4,000.00	(1,594.00)	39.85%
Police Special Service	3268	12,194.28	8,333.33	40,043.86	33,333.32	100,000.00	(59,956.14)	59.95%
Stormwater Management Fees	3270	240.00	0.00	1,268.40	0.00	0.00	1,268.40	0.00%

CITY OF DARIEN
Statement of Revenues and Expenditures - Revenue
Revenue
General Fund
From 8/1/2012 Through 8/31/2012

		Current Period Actual	Current Period Budget	Current Year Actual	YTD Budget	Total Budget	Total Budget Variance	Percent Total Budget Remaining
Total License, Permits, Fees		<u>234,442.02</u>	<u>145,916.67</u>	<u>813,090.00</u>	<u>632,666.68</u>	<u>1,808,000.00</u>	<u>(994,910.00)</u>	<u>55.03%</u>
Charges for Services								
Inspections/Tap on/Permits	3320	<u>4,550.00</u>	<u>0.00</u>	<u>6,850.00</u>	<u>0.00</u>	<u>0.00</u>	<u>6,850.00</u>	<u>0.00%</u>
Total Charges for Services		<u>4,550.00</u>	<u>0.00</u>	<u>6,850.00</u>	<u>0.00</u>	<u>0.00</u>	<u>6,850.00</u>	<u>0.00%</u>
Intergovernmental								
State Income Tax	3410	<u>277,515.80</u>	<u>143,559.00</u>	<u>936,285.14</u>	<u>574,236.00</u>	<u>1,722,708.00</u>	<u>(786,422.86)</u>	<u>45.65%</u>
Local Use Tax	3420	<u>27,848.02</u>	<u>27,975.58</u>	<u>106,342.29</u>	<u>111,902.32</u>	<u>335,707.00</u>	<u>(229,364.71)</u>	<u>68.32%</u>
Sales Taxes	3430	<u>432,744.89</u>	<u>408,333.33</u>	<u>1,629,501.47</u>	<u>1,633,333.32</u>	<u>4,900,000.00</u>	<u>(3,270,498.53)</u>	<u>66.74%</u>
Total Intergovernmental		<u>738,108.71</u>	<u>579,867.91</u>	<u>2,672,128.90</u>	<u>2,319,471.64</u>	<u>6,958,415.00</u>	<u>(4,286,286.10)</u>	<u>61.60%</u>
Other Revenue								
Interest Income	3510	<u>183.93</u>	<u>1,916.67</u>	<u>4,759.09</u>	<u>7,666.68</u>	<u>23,000.00</u>	<u>(18,240.91)</u>	<u>79.30%</u>
Gain/Loss on Investment	3515	<u>1.80</u>	<u>0.00</u>	<u>12.82</u>	<u>0.00</u>	<u>0.00</u>	<u>12.82</u>	<u>0.00%</u>
Water Share Expense	3520	<u>20,833.34</u>	<u>20,833.33</u>	<u>83,333.36</u>	<u>83,333.32</u>	<u>250,000.00</u>	<u>(166,666.64)</u>	<u>66.66%</u>
Police Report/Prints	3534	<u>290.00</u>	<u>375.00</u>	<u>1,805.00</u>	<u>1,500.00</u>	<u>4,500.00</u>	<u>(2,695.00)</u>	<u>59.88%</u>
Reimbursement-Rear Yard Drain	3541	<u>0.00</u>	<u>0.00</u>	<u>1,126.65</u>	<u>0.00</u>	<u>0.00</u>	<u>1,126.65</u>	<u>0.00%</u>
Street Recon Prog - Reimb	3550	<u>2,374.25</u>	<u>0.00</u>	<u>71,214.89</u>	<u>0.00</u>	<u>0.00</u>	<u>71,214.89</u>	<u>0.00%</u>
Rents	3561	<u>10,000.00</u>	<u>19,941.83</u>	<u>69,368.48</u>	<u>79,767.32</u>	<u>239,302.00</u>	<u>(169,933.52)</u>	<u>71.01%</u>
Other Reimbursements	3562	<u>149.08</u>	<u>5,416.67</u>	<u>12,127.87</u>	<u>21,666.68</u>	<u>65,000.00</u>	<u>(52,872.13)</u>	<u>81.34%</u>
Residential Concrete Reimb	3563	<u>0.00</u>	<u>0.00</u>	<u>33,971.66</u>	<u>0.00</u>	<u>0.00</u>	<u>33,971.66</u>	<u>0.00%</u>
Mail Box Reimbursement Program	3569	<u>147.16</u>	<u>0.00</u>	<u>367.90</u>	<u>0.00</u>	<u>0.00</u>	<u>367.90</u>	<u>0.00%</u>
Sales of Wood Chips	3572	<u>1,455.00</u>	<u>0.00</u>	<u>3,180.00</u>	<u>0.00</u>	<u>0.00</u>	<u>3,180.00</u>	<u>0.00%</u>
Sale of Equipment	3575	<u>6,331.45</u>	<u>2,083.33</u>	<u>24,407.82</u>	<u>8,333.32</u>	<u>25,000.00</u>	<u>(592.18)</u>	<u>2.36%</u>
Miscellaneous Revenue	3580	<u>1,517.20</u>	<u>8,750.00</u>	<u>4,827.52</u>	<u>35,000.00</u>	<u>105,000.00</u>	<u>(100,172.48)</u>	<u>95.40%</u>
Total Other Revenue		<u>43,283.21</u>	<u>59,316.83</u>	<u>310,503.06</u>	<u>237,267.32</u>	<u>711,802.00</u>	<u>(401,298.94)</u>	<u>56.38%</u>
Total Revenue		<u>1,151,517.46</u>	<u>889,851.41</u>	<u>5,097,586.09</u>	<u>5,226,255.64</u>	<u>12,538,067.00</u>	<u>(7,440,480.91)</u>	<u>59.34%</u>

CITY OF DARIEN
Statement of Revenues and Expenditures - Revenue
Revenue
Water Fund
From 8/1/2012 Through 8/31/2012

	Current Period Actual	Current Period Budget	Current Year Actual	YTD Budget	Total Budget	Total Budget Variance	Percent Total Budget Remaining
Revenue							
Charges for Services							
Water Sales	3310 1,017,750.21	1,000,000.00	1,791,050.50	1,850,000.00	5,308,219.00	(3,517,168.50)	66.25%
Inspections/Tap on/Permits	3320 3,000.00	333.33	8,000.00	1,333.32	4,000.00	4,000.00	(100.00)%
Sale of Meters	3325 350.00	291.67	2,059.00	1,166.68	3,500.00	(1,441.00)	41.17%
Other Water Sales	3390 169.00	375.00	465.30	1,500.00	4,500.00	(4,034.70)	89.66%
Total Charges for Services	1,021,269.21	1,001,000.00	1,801,574.80	1,854,000.00	5,320,219.00	(3,518,644.20)	66.14%
Other Revenue							
Interest Income	3510 427.81	333.33	4,523.09	1,333.32	4,000.00	523.09	(13.07)%
Other Reimbursements	3562 0.00	0.00	9,151.20	0.00	0.00	9,151.20	0.00%
Total Other Revenue	427.81	333.33	13,674.29	1,333.32	4,000.00	9,674.29	(241.86)%
Total Revenue	1,021,697.02	1,001,333.33	1,815,249.09	1,855,333.32	5,324,219.00	(3,508,969.91)	65.91%

CITY OF DARIEN
Statement of Revenues and Expenditures - Revenue
Revenue
Motor Fuel Tax
From 8/1/2012 Through 8/31/2012

	Current Period Actual	Current Period Budget	Current Year Actual	YTD Budget	Total Budget	Total Budget Variance	Percent Total Budget Remaining
Revenue							
Intergovernmental							
MFT Allotment	3440 47,015.69	47,916.67	177,888.69	191,666.68	575,000.00	(397,111.31)	69.06%
Total Intergovernmental	47,015.69	47,916.67	177,888.69	191,666.68	575,000.00	(397,111.31)	69.06%
Other Revenue							
Interest Income	3510 289.14	0.00	947.41	0.00	0.00	947.41	0.00%
Total Other Revenue	289.14	0.00	947.41	0.00	0.00	947.41	0.00%
Total Revenue	47,304.83	47,916.67	178,836.10	191,666.68	575,000.00	(396,163.90)	68.90%

CITY OF DARIEN
Statement of Revenues and Expenditures - Revenue
Revenue
Impact Fee Agency Fund
From 8/1/2012 Through 8/31/2012

	Current Period Actual	Current Period Budget	Current Year Actual	YTD Budget	Total Budget	Total Budget Variance	Percent Total Budget Remaining
Revenue							
Other Revenue							
Interest Income	3510 17.32	0.00	63.73	0.00	0.00	63.73	0.00%
Total Other Revenue	17.32	0.00	63.73	0.00	0.00	63.73	0.00%
Total Revenue	17.32	0.00	63.73	0.00	0.00	63.73	0.00%

CITY OF DARIEN
Statement of Revenues and Expenditures - Revenue
Revenue
Special Service Area Tax Fund
From 8/1/2012 Through 8/31/2012

	Current Period Actual	Current Period Budget	Current Year Actual	YTD Budget	Total Budget	Total Budget Variance	Percent Total Budget Remaining
Revenue							
Taxes							
Real Estate Taxes - Current	3110 94.50	0.00	2,644.91	0.00	5,000.00	(2,355.09)	47.10%
Total Taxes	94.50	0.00	2,644.91	0.00	5,000.00	(2,355.09)	47.10%
Other Revenue							
Interest Income	3510 14.11	0.00	47.25	0.00	0.00	47.25	0.00%
Total Other Revenue	14.11	0.00	47.25	0.00	0.00	47.25	0.00%
Total Revenue	108.61	0.00	2,692.16	0.00	5,000.00	(2,307.84)	46.16%

CITY OF DARIEN
Statement of Revenues and Expenditures - Revenue
Revenue
Drug Forfeiture Fund
From 8/1/2012 Through 8/31/2012

	Current Period Actual	Current Period Budget	Current Year Actual	YTD Budget	Total Budget	Total Budget Variance	Percent Total Budget Remaining
Revenue							
Other Revenue							
Interest Income	3510 8.05	0.00	47.88	0.00	0.00	47.88	0.00%
Total Other Revenue	8.05	0.00	47.88	0.00	0.00	47.88	0.00%
Total Revenue	8.05	0.00	47.88	0.00	0.00	47.88	0.00%

CITY OF DARIEN
Statement of Revenues and Expenditures - Revenue
Revenue
Water Depreciation Fund
From 8/1/2012 Through 8/31/2012

	Current Period Actual	Current Period Budget	Current Year Actual	YTD Budget	Total Budget	Total Budget Variance	Percent Total Budget Remaining	
Revenue								
Other Revenue								
Interest Income	3510	751.29	416.67	1,596.08	1,666.68	5,000.00	(3,403.92)	68.07%
Gain/Loss on Investment	3515	0.77	0.00	8.13	0.00	0.00	8.13	0.00%
Transfer from Water Fund	3610	0.00	0.00	500,000.00	500,000.00	500,000.00	0.00	0.00%
Total Other Revenue	<u>752.06</u>	<u>416.67</u>	<u>501,604.21</u>	<u>501,666.68</u>	<u>505,000.00</u>	<u>(3,395.79)</u>	<u>0.67%</u>	
Total Revenue	752.06	416.67	501,604.21	501,666.68	505,000.00	(3,395.79)	0.67%	

CITY OF DARIEN
Statement of Revenues and Expenditures - Revenue
Revenue
Darien Area Dispatch Center
From 8/1/2012 Through 8/31/2012

	Current Period Actual	Current Period Budget	Current Year Actual	YTD Budget	Total Budget	Total Budget Variance	Percent Total Budget Remaining
Revenue							
Other Revenue							
Interest Income	3510 533.07	0.00	2,341.05	0.00	0.00	2,341.05	0.00%
Total Other Revenue	533.07	0.00	2,341.05	0.00	0.00	2,341.05	0.00%
Total Revenue	533.07	0.00	2,341.05	0.00	0.00	2,341.05	0.00%

CITY OF DARIEN
Statement of Revenues and Expenditures - Revenue
Revenue
Drug Seizures Fund
From 8/1/2012 Through 8/31/2012

	Current Period Actual	Current Period Budget	Current Year Actual	YTD Budget	Total Budget	Total Budget Variance	Percent Total Budget Remaining
Revenue							
Other Revenue							
Interest Income	3510 28.56	0.00	110.75	0.00	0.00	110.75	0.00%
Total Other Revenue	28.56	0.00	110.75	0.00	0.00	110.75	0.00%
Total Revenue	28.56	0.00	110.75	0.00	0.00	110.75	0.00%

CITY OF DARIEN
Statement of Revenues and Expenditures - Revenue
Revenue
Road Improvement Fund
From 8/1/2012 Through 8/31/2012

	Current Period Actual	Current Period Budget	Current Year Actual	YTD Budget	Total Budget	Total Budget Variance	Percent Total Budget Remaining
Revenue							
Other Revenue							
Interest Income	3510 (21.16)	0.00	0.00	0.00	0.00	0.00	0.00%
Total Other Revenue	(21.16)	0.00	0.00	0.00	0.00	0.00	0.00%
Total Revenue	(21.16)	0.00	0.00	0.00	0.00	0.00	0.00%

CITY OF DARIEN
Statement of Revenues and Expenditures - Revenue
Revenue
Capital Improvement Fund
From 8/1/2012 Through 8/31/2012

	Current Period Actual	Current Period Budget	Current Year Actual	YTD Budget	Total Budget	Total Budget Variance	Percent Total Budget Remaining
Revenue							
Taxes							
Real Estate Taxes - Current	3110 0.00	0.00	121,727.23	0.00	202,194.00	(80,466.77)	39.79%
Total Taxes	0.00	0.00	121,727.23	0.00	202,194.00	(80,466.77)	39.80%
Other Revenue							
Interest Income	3510 5,119.33	333.33	13,992.67	1,333.32	4,000.00	9,992.67	(249.81)%
Sale of Property	3573 1,950,000.00	0.00	1,950,000.00	0.00	1,800,000.00	150,000.00	(8.33)%
Transfer from Other Funds	3612 0.00	0.00	2,800,000.00	2,800,000.00	2,800,000.00	0.00	0.00%
Total Other Revenue	1,955,119.33	333.33	4,763,992.67	2,801,333.32	4,604,000.00	159,992.67	(3.48)%
Total Revenue	1,955,119.33	333.33	4,885,719.90	2,801,333.32	4,806,194.00	79,525.90	(1.65)%

CITY OF DARIEN
Statement of Revenues and Expenditures - Revenue
Revenue
Debt Service Fund
From 8/1/2012 Through 8/31/2012

	Current Period Actual	Current Period Budget	Current Year Actual	YTD Budget	Total Budget	Total Budget Variance	Percent Total Budget Remaining
Revenue							
Taxes							
Real Estate Taxes - Current	3110 12,266.01	0.00	258,989.05	0.00	494,000.00	(235,010.95)	47.57%
Total Taxes	12,266.01	0.00	258,989.05	0.00	494,000.00	(235,010.95)	47.57%
Other Revenue							
Interest Income	3510 263.28	25.00	485.06	100.00	300.00	185.06	(61.68)%
Total Other Revenue	263.28	25.00	485.06	100.00	300.00	185.06	(61.69)%
Total Revenue	12,529.29	25.00	259,474.11	100.00	494,300.00	(234,825.89)	47.51%

CITY OF DARIEN
Statement of Revenues and Expenditures - Revenue
Business District
General Fund
From 8/1/2012 Through 8/31/2012

	Current Period Actual	Current Period Budget	Current Year Actual	YTD Budget	Total Budget	Total Budget Variance	Percent Total Budget Remaining
Revenue							
Other Revenue							
Rents	3561 11,950.00	11,916.67	48,145.63	47,666.68	143,000.00	(94,854.37)	66.33%
Maintenance - Reimbursable	3567 289.75	1,083.33	1,159.00	4,333.32	13,000.00	(11,841.00)	91.08%
Operations Revenue	3576 350.13	0.00	1,112.26	0.00	0.00	1,112.26	0.00%
Total Other Revenue	<u>12,589.88</u>	<u>13,000.00</u>	<u>50,416.89</u>	<u>52,000.00</u>	<u>156,000.00</u>	<u>(105,583.11)</u>	<u>67.68%</u>
Total Revenue	12,589.88	13,000.00	50,416.89	52,000.00	156,000.00	(105,583.11)	67.68%

CITY OF DARIEN
Statement of Revenues and Expenditures - Expenditures
General Fund
Administration
From 8/1/2012 Through 8/31/2012

		Current Period Actual	Current Period Budget	Current Year Actual	YTD Budget	Total Budget	Total Budget Variance	Percent Total Budget Remaining
Expenditures								
Salaries								
Salaries	4010	33,916.86	34,884.00	161,067.38	156,979.00	453,500.00	292,432.62	64.48%
Overtime	4030	0.00	500.00	0.00	2,000.00	2,000.00	2,000.00	100.00%
Total Salaries		<u>33,916.86</u>	<u>35,384.00</u>	<u>161,067.38</u>	<u>158,979.00</u>	<u>455,500.00</u>	<u>294,432.62</u>	<u>64.64%</u>
Benefits								
Social Security	4110	2,096.56	1,927.00	10,072.50	8,672.00	25,056.00	14,983.50	59.80%
Medicare	4111	494.95	510.00	2,360.26	2,295.00	6,634.00	4,273.74	64.42%
I.M.R.F.	4115	4,429.12	4,448.00	21,180.25	20,016.00	57,828.00	36,647.75	63.37%
Medical/Life Insurance	4120	5,033.30	5,057.50	30,336.19	20,230.00	60,690.00	30,353.81	50.01%
Supplemental Pensions	4135	1,908.14	1,998.67	8,586.63	7,994.68	23,984.00	15,397.37	64.19%
Total Benefits		<u>13,962.07</u>	<u>13,941.17</u>	<u>72,535.83</u>	<u>59,207.68</u>	<u>174,192.00</u>	<u>101,656.17</u>	<u>58.36%</u>
Materials and Supplies								
Dues and Subscriptions	4213	0.00	200.00	937.02	800.00	2,400.00	1,462.98	60.95%
Liability Insurance	4219	0.00	2,343.33	0.00	9,373.32	48,120.00	48,120.00	100.00%
Legal Notices	4221	736.95	666.67	1,023.96	2,666.68	8,000.00	6,976.04	87.20%
Maintenance - Building	4223	531.93	866.67	1,091.34	3,466.68	10,400.00	9,308.66	89.50%
Maintenance - Equipment	4225	350.00	1,083.33	1,266.10	4,333.32	13,000.00	11,733.90	90.26%
Maintenance - Grounds	4227	0.00	583.33	0.00	2,333.32	7,000.00	7,000.00	100.00%
Postage/Mailings	4233	0.00	433.33	1,612.17	1,733.32	5,200.00	3,587.83	68.99%
Printing and Forms	4235	0.00	333.33	197.59	1,333.32	4,000.00	3,802.41	95.06%
Public Relations	4239	3,145.27	2,416.67	6,890.54	9,666.68	29,000.00	22,109.46	76.23%
Rent - Equipment	4243	8.39	200.00	631.58	800.00	2,400.00	1,768.42	73.68%
Supplies - Office	4253	314.85	916.67	1,728.31	3,666.68	11,000.00	9,271.69	84.28%
Supplies - Other	4257	41.95	104.17	41.95	416.68	1,250.00	1,208.05	96.64%
Training and Education	4263	0.00	375.00	0.00	1,500.00	4,500.00	4,500.00	100.00%
Travel/Meetings	4265	78.17	166.67	78.17	666.68	2,000.00	1,921.83	96.09%
Telephone	4267	6,947.79	5,208.33	11,641.95	20,833.32	62,500.00	50,858.05	81.37%
Utilities (Elec,Gas,Wtr,Sewer)	4271	135.29	291.67	331.98	1,166.68	3,500.00	3,168.02	90.51%
Vehicle (Gas and Oil)	4273	490.46	658.33	1,946.41	2,633.32	7,900.00	5,953.59	75.36%
ESDA	4279	0.00	0.00	360.00	2,000.00	2,000.00	1,640.00	82.00%
Total Materials and Supplies		<u>12,781.05</u>	<u>16,847.50</u>	<u>29,779.07</u>	<u>69,390.00</u>	<u>224,170.00</u>	<u>194,390.93</u>	<u>86.72%</u>

CITY OF DARIEN
Statement of Revenues and Expenditures - Expenditures
General Fund
Administration
From 8/1/2012 Through 8/31/2012

		Current Period Actual	Current Period Budget	Current Year Actual	YTD Budget	Total Budget	Total Budget Variance	Percent Total Budget Remaining
Contractual								
Audit	4320	5,200.00	3,000.00	5,200.00	12,000.00	12,000.00	6,800.00	56.66%
Consulting/Professional	4325	1,408.44	7,192.08	21,110.62	28,768.32	86,305.00	65,194.38	75.53%
Conslt/Prof Reimbursable	4328	390.63	0.00	721.95	0.00	0.00	(721.95)	0.00%
Contingency	4330	0.00	833.33	1,296.00	3,333.32	10,000.00	8,704.00	87.04%
Janitorial Service	4345	0.00	1,375.00	3,546.00	5,500.00	16,500.00	12,954.00	78.50%
Total Contractual		<u>6,999.07</u>	<u>12,400.41</u>	<u>31,874.57</u>	<u>49,601.64</u>	<u>124,805.00</u>	<u>92,930.43</u>	<u>74.46%</u>
Other Charges								
Transfer to Other Funds	4605	0.00	0.00	2,800,000.00	2,800,000.00	2,800,000.00	0.00	0.00%
Total Other Charges		<u>0.00</u>	<u>0.00</u>	<u>2,800,000.00</u>	<u>2,800,000.00</u>	<u>2,800,000.00</u>	<u>0.00</u>	<u>0.00%</u>
Total Expenditures		<u>67,659.05</u>	<u>78,573.08</u>	<u>3,095,256.85</u>	<u>3,137,178.32</u>	<u>3,778,667.00</u>	<u>683,410.15</u>	<u>18.09%</u>
Total		(67,659.05)	(78,573.08)	(3,095,256.85)	(3,137,178.32)	(3,778,667.00)	(683,410.15)	0.00%

CITY OF DARIEN
Statement of Revenues and Expenditures - Expenditures
General Fund
City Council
From 8/1/2012 Through 8/31/2012

		Current Period Actual	Current Period Budget	Current Year Actual	YTD Budget	Total Budget	Total Budget Variance	Percent Total Budget Remaining
Expenditures								
Salaries								
Salaries	4010	3,562.50	3,562.50	14,250.00	14,250.00	42,750.00	28,500.00	66.66%
Total Salaries		3,562.50	3,562.50	14,250.00	14,250.00	42,750.00	28,500.00	66.67%
Benefits								
Social Security	4110	220.88	220.92	883.52	883.68	2,651.00	1,767.48	66.67%
Medicare	4111	51.67	51.67	206.68	206.68	620.00	413.32	66.66%
Total Benefits		272.55	272.59	1,090.20	1,090.36	3,271.00	2,180.80	66.67%
Materials and Supplies								
Boards and Commissions	4205	0.00	208.33	182.50	833.32	2,500.00	2,317.50	92.70%
Cable Operations	4206	0.00	1,875.00	0.00	7,500.00	22,500.00	22,500.00	100.00%
Dues and Subscriptions	4213	0.00	0.00	0.00	100.00	100.00	100.00	100.00%
Liability Insurance	4219	1,649.32	3,494.17	14,937.21	13,976.68	41,930.00	26,992.79	64.37%
Public Relations	4239	1,082.70	166.67	1,082.70	666.68	2,000.00	917.30	45.86%
Supplies - Other	4257	45.03	0.00	45.03	0.00	0.00	(45.03)	0.00%
Travel/Meetings	4265	0.00	0.00	20.00	500.00	1,000.00	980.00	98.00%
Total Materials and Supplies		2,777.05	5,744.17	16,267.44	23,576.68	70,030.00	53,762.56	76.77%
Contractual								
Consulting/Professional	4325	348.00	1,250.00	348.00	5,000.00	15,000.00	14,652.00	97.68%
Trolley Contracts	4366	0.00	0.00	0.00	0.00	900.00	900.00	100.00%
Total Contractual		348.00	1,250.00	348.00	5,000.00	15,900.00	15,552.00	97.81%
Total Expenditures		6,960.10	10,829.26	31,955.64	43,917.04	131,951.00	99,995.36	75.78%
Total		(6,960.10)	(10,829.26)	(31,955.64)	(43,917.04)	(131,951.00)	(99,995.36)	0.00%

CITY OF DARIEN
Statement of Revenues and Expenditures - Expenditures
General Fund
Community Development
From 8/1/2012 Through 8/31/2012

		Current Period Actual	Current Period Budget	Current Year Actual	YTD Budget	Total Budget	Total Budget Variance	Percent Total Budget Remaining
Expenditures								
Salaries								
Salaries	4010	20,692.40	21,370.00	96,927.48	96,165.00	277,807.00	180,879.52	65.10%
Overtime	4030	0.00	41.67	0.00	166.68	500.00	500.00	100.00%
Total Salaries		<u>20,692.40</u>	<u>21,411.67</u>	<u>96,927.48</u>	<u>96,331.68</u>	<u>278,307.00</u>	<u>181,379.52</u>	<u>65.17%</u>
Benefits								
Social Security	4110	1,236.02	1,186.00	5,824.20	5,337.00	15,416.00	9,591.80	62.21%
Medicare	4111	289.06	312.00	1,362.10	1,404.00	4,057.00	2,694.90	66.42%
I.M.R.F.	4115	2,615.52	2,947.33	12,259.46	11,789.32	35,368.00	23,108.54	65.33%
Medical/Life Insurance	4120	3,200.54	3,210.17	12,648.88	12,840.68	38,522.00	25,873.12	67.16%
Supplemental Pensions	4135	276.90	300.00	1,246.05	1,200.00	3,600.00	2,353.95	65.38%
Total Benefits		<u>7,618.04</u>	<u>7,955.50</u>	<u>33,340.69</u>	<u>32,571.00</u>	<u>96,963.00</u>	<u>63,622.31</u>	<u>65.62%</u>
Materials and Supplies								
Boards and Commissions	4205	350.00	200.00	549.00	800.00	2,400.00	1,851.00	77.12%
Dues and Subscriptions	4213	0.00	62.50	453.00	250.00	750.00	297.00	39.60%
Liability Insurance	4219	2,572.50	3,461.67	3,780.00	13,846.68	41,540.00	37,760.00	90.90%
Maintenance - Vehicles	4229	116.00	100.00	215.00	400.00	1,200.00	985.00	82.08%
Printing and Forms	4235	0.00	219.92	575.00	879.68	2,639.00	2,064.00	78.21%
Supplies - Office	4253	0.00	37.50	0.00	150.00	450.00	450.00	100.00%
Training and Education	4263	0.00	41.67	0.00	166.68	500.00	500.00	100.00%
Travel/Meetings	4265	0.00	116.67	40.00	466.68	1,400.00	1,360.00	97.14%
Vehicle (Gas and Oil)	4273	131.04	166.25	420.34	665.00	1,995.00	1,574.66	78.93%
Total Materials and Supplies		<u>3,169.54</u>	<u>4,406.18</u>	<u>6,032.34</u>	<u>17,624.72</u>	<u>52,874.00</u>	<u>46,841.66</u>	<u>88.59%</u>
Contractual								
Consulting/Professional	4325	5,993.88	2,455.58	12,118.38	9,822.32	29,467.00	17,348.62	58.87%
Conslt/Prof Reimbursable	4328	9,332.18	4,528.92	16,556.93	18,115.68	54,347.00	37,790.07	69.53%
Total Contractual		<u>15,326.06</u>	<u>6,984.50</u>	<u>28,675.31</u>	<u>27,938.00</u>	<u>83,814.00</u>	<u>55,138.69</u>	<u>65.79%</u>
Total Expenditures		<u>46,806.04</u>	<u>40,757.85</u>	<u>164,975.82</u>	<u>174,465.40</u>	<u>511,958.00</u>	<u>346,982.18</u>	<u>67.78%</u>
Total		(46,806.04)	(40,757.85)	(164,975.82)	(174,465.40)	(511,958.00)	(346,982.18)	0.00%

CITY OF DARIEN
Statement of Revenues and Expenditures - Expenditures
General Fund
Public Works, Streets
From 8/1/2012 Through 8/31/2012

		Current Period Actual	Current Period Budget	Current Year Actual	YTD Budget	Total Budget	Total Budget Variance	Percent Total Budget Remaining
Expenditures								
Salaries								
Salaries	4010	37,490.25	38,386.00	177,626.33	172,737.00	499,022.00	321,395.67	64.40%
Overtime	4030	2,710.96	6,666.67	13,321.85	26,666.68	80,000.00	66,678.15	83.34%
Total Salaries		40,201.21	45,052.67	190,948.18	199,403.68	579,022.00	388,073.82	67.02%
Benefits								
Social Security	4110	3,916.42	4,400.00	17,540.78	19,800.00	57,204.00	39,663.22	69.33%
Medicare	4111	915.93	1,029.00	4,102.33	4,631.00	13,378.00	9,275.67	69.33%
I.M.R.F.	4115	7,617.57	8,481.00	34,431.98	38,164.00	110,251.00	75,819.02	68.76%
Medical/Life Insurance	4120	10,969.40	13,039.08	32,908.22	52,156.32	156,469.00	123,560.78	78.96%
Supplemental Pensions	4135	184.60	200.00	830.70	800.00	2,400.00	1,569.30	65.38%
Total Benefits		23,603.92	27,149.08	89,814.01	115,551.32	339,702.00	249,887.99	73.56%
Materials and Supplies								
Liability Insurance	4219	3,192.83	4,761.83	6,414.63	19,047.32	57,142.00	50,727.37	88.77%
Maintenance - Building	4223	6,529.26	6,748.83	12,734.51	26,995.32	80,986.00	68,251.49	84.27%
Maintenance - Equipment	4225	1,042.16	1,754.17	7,618.58	7,016.68	21,050.00	13,431.42	63.80%
Maintenance - Vehicles	4229	2,197.94	2,541.67	9,502.71	10,166.68	30,500.00	20,997.29	68.84%
Postage/Mailings	4233	0.00	83.33	390.00	333.32	1,000.00	610.00	61.00%
Rent - Equipment	4243	1,525.00	1,912.50	3,601.25	7,650.00	22,950.00	19,348.75	84.30%
Supplies - Office	4253	40.30	131.25	880.42	525.00	1,575.00	694.58	44.10%
Supplies - Other	4257	2,449.67	3,341.66	9,222.43	13,316.64	40,050.00	30,827.57	76.97%
Small Tools & Equipment	4259	295.66	320.83	881.34	1,283.32	3,850.00	2,968.66	77.10%
Training and Education	4263	0.00	472.92	250.00	1,891.68	5,675.00	5,425.00	95.59%
Uniforms	4269	0.00	536.67	843.31	2,146.68	6,440.00	5,596.69	86.90%
Utilities (Elec,Gas,Wtr,Sewer)	4271	47.12	304.17	192.45	1,216.68	3,650.00	3,457.55	94.72%
Vehicle (Gas and Oil)	4273	5,950.06	8,079.17	18,102.60	32,316.68	96,950.00	78,847.40	81.32%
Total Materials and Supplies		23,270.00	30,989.00	70,634.23	123,906.00	371,818.00	301,183.77	81.00%
Contractual								
Consulting/Professional	4325	0.00	4,133.33	1,000.00	16,533.32	49,600.00	48,600.00	97.98%
Forestry	4350	3,071.19	3,080.00	5,550.16	12,320.00	36,960.00	31,409.84	84.98%
Street Light Oper & Maint.	4359	6,474.00	7,850.00	18,449.76	31,400.00	94,200.00	75,750.24	80.41%
Mosquito Abatement	4365	20,443.50	0.00	40,887.00	20,000.00	40,887.00	0.00	0.00%

CITY OF DARIEN
Statement of Revenues and Expenditures - Expenditures
General Fund
Public Works, Streets
From 8/1/2012 Through 8/31/2012

		Current Period Actual	Current Period Budget	Current Year Actual	YTD Budget	Total Budget	Total Budget Variance	Percent Total Budget Remaining
Street Sweeping	4373	4,257.00	0.00	9,589.00	0.00	33,435.00	23,846.00	71.32%
Drainage Projects	4374	9,512.50	0.00	14,699.94	34,500.00	34,500.00	19,800.06	57.39%
Tree Trim/Removal	4375	0.00	0.00	0.00	0.00	127,702.00	127,702.00	100.00%
Total Contractual		43,758.19	15,063.33	90,175.86	114,753.32	417,284.00	327,108.14	78.39%
Capital Outlay								
Reimb - Priv Dev Drain Proj	4377	0.00	0.00	850.00	0.00	0.00	(850.00)	0.00%
Equipment	4815	6,897.50	0.00	6,897.50	0.00	152,000.00	145,102.50	95.46%
Street Recon Rehab-Reimb	4856	2,374.25	0.00	0.00	0.00	0.00	0.00	0.00%
Total Capital Outlay		9,271.75	0.00	7,747.50	0.00	152,000.00	144,252.50	94.90%
Total Expenditures		140,105.07	118,254.08	449,319.78	553,614.32	1,859,826.00	1,410,506.22	75.84%
Total		(140,105.07)	(118,254.08)	(449,319.78)	(553,614.32)	(1,859,826.00)	(1,410,506.22)	0.00%

CITY OF DARIEN
Statement of Revenues and Expenditures - Expenditures
General Fund
Police Department
From 8/1/2012 Through 8/31/2012

		Current Period Actual	Current Period Budget	Current Year Actual	YTD Budget	Total Budget	Total Budget Variance	Percent Total Budget Remaining
Expenditures								
Salaries								
Salaries	4010	30,557.12	32,615.00	142,198.47	146,768.00	423,999.00	281,800.53	66.46%
Salaries - Officers	4020	238,333.43	259,623.00	1,100,909.06	1,168,303.00	3,375,097.00	2,274,187.94	67.38%
Overtime	4030	27,228.70	39,154.00	118,182.31	176,193.00	509,000.00	390,817.69	76.78%
Total Salaries		296,119.25	331,392.00	1,361,289.84	1,491,264.00	4,308,096.00	2,946,806.16	68.40%
Benefits								
Social Security	4110	1,944.95	2,353.50	9,123.02	9,414.00	28,242.00	19,118.98	67.69%
Medicare	4111	3,682.68	4,583.33	16,904.18	18,333.32	55,000.00	38,095.82	69.26%
I.M.R.F.	4115	1,773.36	4,455.67	23,346.65	17,822.68	53,468.00	30,121.35	56.33%
Medical/Life Insurance	4120	37,065.85	42,134.50	146,930.92	168,538.00	505,614.00	358,683.08	70.94%
Police Pension	4130	17,118.69	0.00	572,081.19	0.00	1,082,589.00	510,507.81	47.15%
Supplemental Pensions	4135	3,485.10	4,400.00	15,682.95	17,600.00	52,800.00	37,117.05	70.29%
Total Benefits		65,070.63	57,927.00	784,068.91	231,708.00	1,777,713.00	993,644.09	55.89%
Materials and Supplies								
Animal Control	4201	0.00	125.00	0.00	500.00	1,500.00	1,500.00	100.00%
Auxiliary Police	4203	161.85	700.00	548.50	2,800.00	8,400.00	7,851.50	93.47%
Boards and Commissions	4205	0.00	3,416.67	0.00	13,666.68	41,000.00	41,000.00	100.00%
Dues and Subscriptions	4213	15.00	308.33	596.50	1,233.32	3,700.00	3,103.50	83.87%
Investigation and Equipment	4217	54.85	4,136.58	1,362.56	16,546.32	49,639.00	48,276.44	97.25%
Liability Insurance	4219	14,551.58	16,899.17	24,088.91	67,596.68	202,790.00	178,701.09	88.12%
Maintenance - Building	4223	0.00	0.00	100.00	0.00	0.00	(100.00)	0.00%
Maintenance - Equipment	4225	13,440.97	2,681.92	16,016.24	10,727.68	32,183.00	16,166.76	50.23%
Maintenance - Vehicles	4229	1,567.37	2,166.67	5,911.50	8,666.68	26,000.00	20,088.50	77.26%
Postage/Mailings	4233	0.00	341.67	1,103.05	1,366.68	4,100.00	2,996.95	73.09%
Printing and Forms	4235	0.00	375.00	0.00	1,500.00	4,500.00	4,500.00	100.00%
Public Relations	4239	180.88	1,229.17	1,300.74	4,916.68	14,750.00	13,449.26	91.18%
Rent - Equipment	4243	400.00	14,252.75	164,808.02	57,011.00	171,033.00	6,224.98	3.63%
Supplies - Office	4253	484.23	583.33	1,758.71	2,333.32	7,000.00	5,241.29	74.87%
Training and Education	4263	1,645.00	1,666.67	5,495.00	6,666.68	20,000.00	14,505.00	72.52%
Travel/Meetings	4265	0.00	733.33	1,078.36	2,933.32	8,800.00	7,721.64	87.74%
Telephone	4267	902.21	1,075.00	2,708.73	4,300.00	12,900.00	10,191.27	79.00%
Uniforms	4269	1,756.03	3,412.50	6,577.42	13,650.00	40,950.00	34,372.58	83.93%

CITY OF DARIEN
Statement of Revenues and Expenditures - Expenditures
General Fund
Police Department
From 8/1/2012 Through 8/31/2012

		Current Period Actual	Current Period Budget	Current Year Actual	YTD Budget	Total Budget	Total Budget Variance	Percent Total Budget Remaining
Utilities (Elec,Gas,Wtr,Sewer)	4271	399.02	833.33	546.25	3,333.32	10,000.00	9,453.75	94.53%
Vehicle (Gas and Oil)	4273	11,434.47	11,386.42	32,963.03	45,545.68	136,637.00	103,673.97	75.87%
Total Materials and Supplies		46,993.46	66,323.51	266,963.52	265,294.04	795,882.00	528,918.48	66.46%
Contractual								
Consulting/Professional	4325	2,700.00	29,745.00	177,896.00	118,980.00	356,940.00	179,044.00	50.16%
Dumeg/Fiat/Child Center	4337	3,500.00	2,186.67	26,240.00	8,746.68	26,240.00	0.00	0.00%
Total Contractual		6,200.00	31,931.67	204,136.00	127,726.68	383,180.00	179,044.00	46.73%
Capital Outlay								
Equipment	4815	1,227.11	2,650.00	18,292.18	10,600.00	31,800.00	13,507.82	42.47%
Total Capital Outlay		1,227.11	2,650.00	18,292.18	10,600.00	31,800.00	13,507.82	42.48%
Total Expenditures		415,610.45	490,224.18	2,634,750.45	2,126,592.72	7,296,671.00	4,661,920.55	63.89%
Total		(415,610.45)	(490,224.18)	(2,634,750.45)	(2,126,592.72)	(7,296,671.00)	(4,661,920.55)	0.00%

CITY OF DARIEN
Statement of Revenues and Expenditures - Expenditures
General Fund
Business District
From 8/1/2012 Through 8/31/2012

		Current Period Actual	Current Period Budget	Current Year Actual	YTD Budget	Total Budget	Total Budget Variance	Percent Total Budget Remaining
Expenditures								
Materials and Supplies								
Liability Insurance	4219	0.00	275.00	0.00	1,100.00	3,300.00	3,300.00	100.00%
Maintenance - Equipment	4225	0.00	1,458.33	159.00	5,833.32	17,500.00	17,341.00	99.09%
Maintenance - Grounds	4227	6,810.73	2,666.67	13,713.58	10,666.68	32,000.00	18,286.42	57.14%
Utilities (Elec, Gas, Wtr, Sewer)	4271	1,314.68	208.33	2,448.43	833.32	2,500.00	51.57	2.06%
Total Materials and Supplies		<u>8,125.41</u>	<u>4,608.33</u>	<u>16,321.01</u>	<u>18,433.32</u>	<u>55,300.00</u>	<u>38,978.99</u>	<u>70.49%</u>
Total Expenditures		<u>8,125.41</u>	<u>4,608.33</u>	<u>16,321.01</u>	<u>18,433.32</u>	<u>55,300.00</u>	<u>38,978.99</u>	<u>70.49%</u>
Total		(8,125.41)	(4,608.33)	(16,321.01)	(18,433.32)	(55,300.00)	(38,978.99)	0.00%

CITY OF DARIEN
Statement of Revenues and Expenditures - Expenditures
Water Fund
Public Works, Water
From 8/1/2012 Through 8/31/2012

		Current Period Actual	Current Period Budget	Current Year Actual	YTD Budget	Total Budget	Total Budget Variance	Percent Total Budget Remaining
Expenditures								
Salaries								
Salaries	4010	39,151.53	35,042.00	193,849.83	157,689.00	455,542.00	261,692.17	57.44%
Overtime	4030	180.61	3,846.00	5,133.62	17,307.00	50,000.00	44,866.38	89.73%
Total Salaries		<u>39,332.14</u>	<u>38,888.00</u>	<u>198,983.45</u>	<u>174,996.00</u>	<u>505,542.00</u>	<u>306,558.55</u>	<u>60.64%</u>
Benefits								
Social Security	4110	2,325.59	2,650.00	11,879.06	11,924.00	34,444.00	22,564.94	65.51%
Medicare	4111	543.88	620.00	2,778.13	2,789.00	8,055.00	5,276.87	65.51%
I.M.R.F.	4115	1,303.08	5,206.00	13,740.41	23,426.00	67,672.00	53,931.59	79.69%
Medical/Life Insurance	4120	5,936.11	9,163.42	23,902.85	36,653.68	109,961.00	86,058.15	78.26%
Supplemental Pensions	4135	276.90	210.00	1,246.05	840.00	2,520.00	1,273.95	50.55%
Total Benefits		<u>10,385.56</u>	<u>17,849.42</u>	<u>53,546.50</u>	<u>75,632.68</u>	<u>222,652.00</u>	<u>169,105.50</u>	<u>75.95%</u>
Materials and Supplies								
Liability Insurance	4219	729.47	11,063.42	1,602.07	44,253.68	132,761.00	131,158.93	98.79%
Maintenance - Building	4223	2,117.93	2,914.83	5,157.94	11,659.32	34,978.00	29,820.06	85.25%
Maintenance - Equipment	4225	7,195.64	1,283.33	8,991.12	5,133.32	15,400.00	6,408.88	41.61%
Maintenance - Water System	4231	4,087.03	10,808.33	19,272.01	43,233.32	129,700.00	110,427.99	85.14%
Postage/Mailings	4233	71.79	83.33	140.94	333.32	1,000.00	859.06	85.90%
Quality Control	4241	247.50	1,441.67	1,101.81	5,766.68	17,300.00	16,198.19	93.63%
Service Charge	4251	20,833.34	20,833.33	83,333.36	83,333.32	250,000.00	166,666.64	66.66%
Supplies - Operation	4255	40.30	530.00	40.30	2,120.00	6,360.00	6,319.70	99.36%
Training and Education	4263	0.00	295.33	210.00	1,181.32	3,544.00	3,334.00	94.07%
Telephone	4267	1,199.60	895.75	2,155.34	3,583.00	10,749.00	8,593.66	79.94%
Uniforms	4269	562.80	258.33	1,209.53	1,033.32	3,100.00	1,890.47	60.98%
Utilities (Elec,Gas,Wtr,Sewer)	4271	4,483.56	4,068.75	12,928.29	16,275.00	48,825.00	35,896.71	73.52%
Vehicle (Gas and Oil)	4273	2,225.65	1,645.83	6,208.45	6,583.32	19,750.00	13,541.55	68.56%
Total Materials and Supplies		<u>43,794.61</u>	<u>56,122.23</u>	<u>142,351.16</u>	<u>224,488.92</u>	<u>673,467.00</u>	<u>531,115.84</u>	<u>78.86%</u>
Contractual								
Audit	4320	10,000.00	5,000.00	10,000.00	5,000.00	10,000.00	0.00	0.00%
Consulting/Professional	4325	62.50	1,083.33	62.50	4,333.32	13,000.00	12,937.50	99.51%
Leak Detection	4326	0.00	1,583.33	0.00	6,333.32	19,000.00	19,000.00	100.00%

CITY OF DARIEN
Statement of Revenues and Expenditures - Expenditures
Water Fund
Public Works, Water
From 8/1/2012 Through 8/31/2012

		Current Period Actual	Current Period Budget	Current Year Actual	YTD Budget	Total Budget	Total Budget Variance	Percent Total Budget Remaining
Data Processing	4336	25,323.48	12,500.00	50,608.74	50,000.00	150,000.00	99,391.26	66.26%
DuPage Water Commission	4340	400,343.69	272,225.67	1,063,223.40	1,088,902.68	3,266,708.00	2,203,484.60	67.45%
Total Contractual		435,729.67	292,392.33	1,123,894.64	1,154,569.32	3,458,708.00	2,334,813.36	67.51%
Other Charges								
Transfer to Other Funds	4605	0.00	0.00	500,000.00	500,000.00	500,000.00	0.00	0.00%
Total Other Charges		0.00	0.00	500,000.00	500,000.00	500,000.00	0.00	0.00%
Capital Outlay								
Equipment	4815	0.00	3,280.42	0.00	13,121.68	39,365.00	39,365.00	100.00%
Water Meter Purchases	4880	698.97	2,083.33	2,542.12	8,333.32	25,000.00	22,457.88	89.83%
Total Capital Outlay		698.97	5,363.75	2,542.12	21,455.00	64,365.00	61,822.88	96.05%
Debt Service								
Debt Retire	4905	0.00	0.00	67,954.38	67,954.38	305,908.00	237,953.62	77.78%
Debt Retire-Water Refunding	4950	23,627.58	0.00	23,852.58	0.00	0.00	(23,852.58)	0.00%
Total Debt Service		23,627.58	0.00	91,806.96	67,954.38	305,908.00	214,101.04	69.99%
Total Expenditures		553,568.53	410,615.73	2,113,124.83	2,219,096.30	5,730,642.00	3,617,517.17	63.13%
Total		(553,568.53)	(410,615.73)	(2,113,124.83)	(2,219,096.30)	(5,730,642.00)	(3,617,517.17)	0.00%

CITY OF DARIEN
Statement of Revenues and Expenditures - Expenditures
Motor Fuel Tax
MFT Expenses
From 8/1/2012 Through 8/31/2012

		Current Period Actual	Current Period Budget	Current Year Actual	YTD Budget	Total Budget	Total Budget Variance	Percent Total Budget Remaining
Expenditures								
Salaries								
Salaries	4010	25,000.00	25,000.00	100,000.00	100,000.00	300,000.00	200,000.00	66.66%
Total Salaries		25,000.00	25,000.00	100,000.00	100,000.00	300,000.00	200,000.00	66.67%
Materials and Supplies								
Road Material	4245	4,425.65	2,780.00	5,979.41	11,120.00	33,360.00	27,380.59	82.07%
Salt	4249	0.00	15,000.00	0.00	60,000.00	180,000.00	180,000.00	100.00%
Supplies - Other	4257	235.00	1,250.00	3,860.23	5,000.00	15,000.00	11,139.77	74.26%
Pavement Striping	4261	0.00	0.00	0.00	0.00	8,500.00	8,500.00	100.00%
Total Materials and Supplies		4,660.65	19,030.00	9,839.64	76,120.00	236,860.00	227,020.36	95.85%
Total Expenditures		29,660.65	44,030.00	109,839.64	176,120.00	536,860.00	427,020.36	79.54%
Total		(29,660.65)	(44,030.00)	(109,839.64)	(176,120.00)	(536,860.00)	(427,020.36)	0.00%

CITY OF DARIEN
Statement of Revenues and Expenditures - Expenditures
Special Service Area Tax Fund
SSA Expenditures
From 8/1/2012 Through 8/31/2012

		Current Period Actual	Current Period Budget	Current Year Actual	YTD Budget	Total Budget	Total Budget Variance	Percent Total Budget Remaining
Expenditures								
Contractual								
Consulting/Professional	4325	1,177.00	208.33	1,846.50	833.32	2,500.00	653.50	26.14%
Maintenance Contracts	4362	0.00	116.67	0.00	466.68	1,400.00	1,400.00	100.00%
Contractual Services	4370	0.00	250.00	0.00	1,000.00	3,000.00	3,000.00	100.00%
Total Contractual		<u>1,177.00</u>	<u>575.00</u>	<u>1,846.50</u>	<u>2,300.00</u>	<u>6,900.00</u>	<u>5,053.50</u>	<u>73.24%</u>
Total Expenditures		<u>1,177.00</u>	<u>575.00</u>	<u>1,846.50</u>	<u>2,300.00</u>	<u>6,900.00</u>	<u>5,053.50</u>	<u>73.24%</u>
Total		(1,177.00)	(575.00)	(1,846.50)	(2,300.00)	(6,900.00)	(5,053.50)	0.00%

CITY OF DARIEN
Statement of Revenues and Expenditures - Expenditures
Water Depreciation Fund
Depreciation Expenses
From 8/1/2012 Through 8/31/2012

		Current Period Actual	Current Period Budget	Current Year Actual	YTD Budget	Total Budget	Total Budget Variance	Percent Total Budget Remaining
Expenditures								
Capital Outlay								
Equipment	4815	0.00	0.00	0.00	53,500.00	53,500.00	53,500.00	100.00%
Scada System	4818	0.00	9,166.67	14,500.00	36,666.68	110,000.00	95,500.00	86.81%
Total Capital Outlay		0.00	9,166.67	14,500.00	90,166.68	163,500.00	149,000.00	91.13%
Total Expenditures		0.00	9,166.67	14,500.00	90,166.68	163,500.00	149,000.00	91.13%
Total		0.00	(9,166.67)	(14,500.00)	(90,166.68)	(163,500.00)	(149,000.00)	0.00%

CITY OF DARIEN
Statement of Revenues and Expenditures - Expenditures
Capital Improvement Fund
Capital Fund Expenditures
From 8/1/2012 Through 8/31/2012

		Current Period Actual	Current Period Budget	Current Year Actual	YTD Budget	Total Budget	Total Budget Variance	Percent Total Budget Remaining
Expenditures								
Contractual								
Consulting/Professional	4325	52,277.50	0.00	52,277.50	0.00	0.00	(52,277.50)	0.00%
Total Contractual		52,277.50	0.00	52,277.50	0.00	0.00	(52,277.50)	0.00%
Capital Outlay								
Ditch Projects	4376	28,135.80	184,543.00	226,562.62	884,543.00	884,543.00	657,980.38	74.38%
Sidewalk Replacement Program	4380	702.25	0.00	18,347.29	0.00	67,630.00	49,282.71	72.87%
Residential Concrete Program	4381	1,020.00	0.00	36,969.06	0.00	0.00	(36,969.06)	0.00%
Crack Seal Program	4382	0.00	0.00	0.00	0.00	92,400.00	92,400.00	100.00%
Curb & Gutter Replacement Prog	4383	2,986.90	100,000.00	279,851.40	319,127.00	319,127.00	39,275.60	12.30%
Equipment	4815	8,768.50	0.00	10,401.18	108,000.00	135,600.00	125,198.82	92.32%
Street Reconstruction/Rehab	4855	822,319.01	66,250.00	1,194,462.40	1,506,250.00	1,506,250.00	311,787.60	20.69%
Street Recon Rehab-Reimb	4856	0.00	0.00	1,000.00	0.00	0.00	(1,000.00)	0.00%
Total Capital Outlay		863,932.46	350,793.00	1,767,593.95	2,817,920.00	3,005,550.00	1,237,956.05	41.19%
Debt Service								
Debt Retire	4905	0.00	0.00	36,096.88	100,000.00	202,194.00	166,097.12	82.14%
Debt Retire - Property	4945	0.00	0.00	428.00	0.00	0.00	(428.00)	0.00%
Total Debt Service		0.00	0.00	36,524.88	100,000.00	202,194.00	165,669.12	81.94%
Total Expenditures		916,209.96	350,793.00	1,856,396.33	2,917,920.00	3,207,744.00	1,351,347.67	42.13%
Total		(916,209.96)	(350,793.00)	(1,856,396.33)	(2,917,920.00)	(3,207,744.00)	(1,351,347.67)	0.00%

CITY OF DARIEN
Statement of Revenues and Expenditures - Expenditures
Debt Service Fund
Debt Service Fund Expenditures
From 8/1/2012 Through 8/31/2012

		Current Period Actual	Current Period Budget	Current Year Actual	YTD Budget	Total Budget	Total Budget Variance	Percent Total Budget Remaining
Expenditures								
Contractual								
Contingency	4330	0.00	0.00	375.00	0.00	0.00	(375.00)	0.00%
Total Contractual		0.00	0.00	375.00	0.00	0.00	(375.00)	0.00%
Debt Service								
Debt Service - Series 2007B	4951	0.00	0.00	52,000.00	52,000.00	496,802.00	444,802.00	89.53%
Total Debt Service		0.00	0.00	52,000.00	52,000.00	496,802.00	444,802.00	89.53%
Total Expenditures		0.00	0.00	52,375.00	52,000.00	496,802.00	444,427.00	89.46%
Total		0.00	0.00	(52,375.00)	(52,000.00)	(496,802.00)	(444,427.00)	0.00%

CITY OF DARIEN -- CASH RESERVES
August 31, 2012

FUND	FUND NAME	TOTAL
01	General Fund	\$ 760,642.40
02	Water Fund	\$ 587,655.49
03	MFT Fund	\$ 235,707.52
05	Impact Fees Fund	\$ 13,096.66
10	Special Service Area Tax Fund	\$ 9,582.75
11	Drug Forfeiture Fund	\$ 5,805.90
12	Water Depreciation Fund	\$ 763,378.19
15	D.A.D.C. Fund	\$ 402,978.95
16	Escrow Fund	\$ 25.87
18	Drug Seizure Fund	\$ 10,209.37
25	Capital Improvement Fund	\$ 4,884,757.26
35	Debt Service Fund	\$ 211,306.43
	TOTAL	\$ 7,885,146.79

Prior Month Cash Balance **\$ 5,861,160.02**

Bank Accounts and Interest Rates	Account Balances
Republic Bank Drug Forfeiture Account - 1.51%	\$ 11,827.12
Republic Bank Now Account - 1.51%	\$ 7,743,427.45
Republic Bank Operating Account	\$ 99,308.97
Republic Bank Payroll Account - Zero Balance Acct	\$ (24,843.30)
Illinois Funds Money Market Account - .087%	\$ 3,296.96
IMET Investment Fund - .28%	\$ 52,129.59
	<u>\$ 7,885,146.79</u>

Wells Fargo Collateral Statement **Market Value**
\$ 8,804,732