
PRE-COUNCIL WORK SESSION — 7:00 P.M.

Agenda of the Regular Meeting

of the City Council of the

CITY OF DARIEN

October 21, 2013

7:30 P.M.

1. Call to Order
2. Pledge of Allegiance
3. Roll Call
4. Declaration of Quorum
5. Questions, Comments and Announcements — General (This is an opportunity for the public to make comments or ask questions on any issue – **3 Minute Limit Per Person, Additional Public Comment Period - Agenda Item 18**).
6. Approval of Minutes — [October 7, 2013](#)
7. Receiving of Communications
8. Mayor's Report
 - A. Consideration of a Motion to Approve the [Reappointment of Members to the Holiday Home Decorating Committee](#): Jeannette Campo, Jim Kiser, and Gerry Leganski
 - B. Darien Chamber of Commerce Update
9. City Clerk's Report
 - A. [2014 Vehicle Sticker Lottery](#)
10. City Administrator's Report
11. Department Head Information/Questions
12. Treasurer's Report
 - A. Warrant Number — [13-14-11](#)
 - B. Monthly Report — [September 2013](#)
13. Standing Committee Reports

14. Questions and Comments — Agenda Related (This is an opportunity for the public to make comments or ask questions on any item on the Council's Agenda.)
15. Old Business
16. Consent Agenda
 - A. Consideration of a Motion to Grant a Waiver of the Raffle License Bond Requirement for the Darien [Woman's Club](#)
 - B. Consideration of a Motion to Grant a Waiver of the Raffle License Bond Requirement for the [Department of Energy Employee Association](#)
 - C. Consideration of a Motion to Approve the [Tax Levy Determination for General and Special Purposes](#) for Fiscal Year 2013-2014
 - D. Consideration of a Motion to Approve a [Transfer from the General Fund to the Capital Projects Fund in the Amount of \\$847,422](#)
17. New Business
18. Questions, Comments and Announcements — General (This is an opportunity for the public to make comments or ask questions on any issue.)

19. Adjournment

A WORK SESSION WAS CALLED TO ORDER AT 7:00 P.M. BY MAYOR WEAVER FOR THE PURPOSE OF REVIEWING ITEMS ON THE OCTOBER 7, 2013 AGENDA WITH THE CITY COUNCIL. THE WORK SESSION ADJOURNED AT 7:16 P.M.

Minutes of the Regular Meeting

of the City Council of the

CITY OF DARIEN

OCTOBER 7, 2013

1. **CALL TO ORDER**

The regular meeting of the City Council of the City of Darien was called to order at 7:35 P.M. by Mayor Weaver. Mayor Weaver introduced Giovanni Ahern who was a Town Hall Meeting participant.

2. **PLEDGE OF ALLEGIANCE**

Giovanni Ahern led the Council and audience in the Pledge of Allegiance.

3. **ROLL CALL** — The Roll Call of Aldermen by Clerk Ragona was as follows:

Present:	Tina M. Beilke	Sylvia McIvor
	Thomas J. Belczak	Ted V. Schauer
	Joseph A. Kenny	Joerg Seifert
	Joseph A. Marchese	

Absent: None

Also in Attendance: Kathleen Moesle Weaver, Mayor
JoAnne E. Ragona, City Clerk
Michael J. Coren, City Treasurer
Bryon D. Vana, City Administrator
Daniel Gombac, Director of Municipal Services
Ernest Brown, Police Chief

4. **DECLARATION OF A QUORUM** — There being seven aldermen present, Mayor Weaver declared a quorum.

5. **QUESTIONS, COMMENTS AND ANNOUNCEMENTS - GENERAL**

There were none.

6. **APPROVAL OF MINUTES** – September 3, 2013 City Council Meeting
– September 26, 2013 Special Town Hall Meeting

It was moved by Alderman Marchese and seconded by Alderman Kenny to approve the minutes of the City Council Meeting of September 3, 2013 as presented.

Roll Call:	Ayes:	Beilke, Belczak, Kenny, Marchese, Schauer, Seifert
	Abstain:	McIvor
	Nays:	None
	Absent:	None

Results: Ayes 7, Nays 0, Absent 0

MOTION DULY CARRIED

It was moved by Alderman Schauer and seconded by Alderman Seifert to approve the minutes of the Special Town Hall Meeting of September 26, 2013 as presented.

Roll Call:	Ayes:	Beilke, Belczak, Kenny, McIvor, Schauer, Seifert
	Abstain:	Marchese
	Nays:	None
	Absent:	None

Results: Ayes 7, Nays 0, Absent 0

MOTION DULY CARRIED

7. **RECEIVING OF COMMUNICATIONS**

Alderman McIvor received e-mails from residents from the subdivision behind Wal-Mart regarding concerns about posted graffiti. Chief Brown clarified that the postings were considered tagging, which is not gang affiliated. Administrator Vana noted that the tagging was removed immediately by Public Works. Chief Brown noted that tagging is considered criminal damage to property.

Alderman Kenny received a communication from an individual, who wanted to remain anonymous, regarding speeding on Darien Club Drive; the offender was apprehended.

Mayor Weaver...

...received a thank you from the owner of Wild Orchid for the ribbon cutting.

...received an e-mail from Naveen Venkatapathi commending the service received from Mary Wintermute in the Building Department.

...received an e-mail from John Sipp of 1114 Hinsbrook expressing gratitude for the successful rear yard drainage project at Hinsbrook and 69th Street.

...received a letter from Helen Kos of Alpine Banquets expressing gratitude to the Public Works Department for their assistance in clean-up of damage caused by the storm in June.

...received a letter from Louise Jachim of 317 Holly expressing gratitude for the beautification project in the Marion Hills area, and commended the contractors, and Director Gombac for all his efforts.

...received a letter from Claudia Manley, President of the Board of Education, Hinsdale Township High School District #86, extending gratitude for hosting the Town Hall Meeting on September 26, 2013, and expressing a desire to have the meeting become an annual event.

Alderman McIvor...

...advised that it has been determined algae is not the problem at the pond off Beller. Director Gombac advised that he is communicating with the Park District regarding this issue.

...advised that residents have expressed concern about the potential hazard of dead branches on Ash trees. Director Gombac advised he will address this issue during the Department Head Information segment of the meeting.

8. **MAYOR'S REPORT**

A. MAYORAL PROCLAMATION – FIRE PREVENTION MONTH (OCTOBER 2013)

Mayor Weaver read into the record a proclamation declaring October, 2013 as Fire Prevention Month in the City of Darien.

B. MAYORAL PROCLAMATION – FILIPINO AMERICAN HERITAGE MONTH (OCTOBER 2013)

Mayor Weaver read into the record a proclamation declaring October 2013 as Filipino American History Month in the City of Darien.

Ruben Salazar, Adviser and Past President of the Filipino American Association of South DuPage, and his wife Merle accepted the proclamation. Mr. Salazar thanked Mayor Weaver and the City Council for the proclamation and recognition of the contributions of the Filipino community.

C. MAYORAL PROCLAMATION – DARIEN LIONS CLUB CANDY DAYS (FRIDAY, OCTOBER 11, 2013 AND SATURDAY, OCTOBER 12, 2013)

Mayor Weaver read into the record a proclamation declaring October 11 and 12, 2013 as Darien Lions Club Candy Days in the City of Darien.

Darien Lions Club President Jim Kizer and Chairman of Candy Days Art Kardatzke accepted the proclamation on behalf of the Darien Lions Club.

D. PRESENTATION – ANNUAL FINANCIAL REPORT FISCAL YEAR ENDING 4-30-13 & LETTER

Tim Gavin, Audit Manager of Sikich presented the highlights of the Financial Report for the period ending April 30, 2013, and reviewed the Auditor's Communication. Mr. Gavin also reviewed the changes that will go into effect April 30, 2016 in Pension Fund reporting. He advised the audit went well with the full cooperation of the City Accountant, Treasurer, and staff. He noted that the city received the cleanest opinion and highest level of performance that can be provided. Treasurer Coren thanked Mr. Gavin and Sikich for their professionalism, and inquired how the City of Darien compares with other municipalities. Mr. Gavin responded that Sikich was extremely pleased with the cooperation received from the city, and Darien compares favorably with other communities. He added that the Management Letter may be viewed as a score card for any deficiencies in the city's financial performance. Administrator Vana advised that the Administrative/Finance Committee reviewed the report in great detail.

9. **CITY CLERK'S REPORT**

Clerk Ragona

...invited all to Meet & Greet the Mayor on October 21, 2013 at City Hall at 6:00 P.M.

...thanked Chief Brown on behalf of the Municipal Clerks of DuPage County for his enlightening talk regarding "Gangs in the Suburbs" at a meeting held in Darien on October 2, 2013.

10. **CITY ADMINISTRATOR'S REPORT**

There was no report.

11. **DEPARTMENT HEAD INFORMATION/QUESTIONS**

Chief Brown reported:

- There have been a rash of burglaries over the last two months and urged residents to be vigilant and call 911 to report any suspicious activity. He offered suggestions to avoid becoming a victim to crime.
- The transition away from the DARE program has begun with the drug awareness component being incorporated into each school's curriculum. The Police Department has begun relationship building with the schools and students, and is providing visitations to the schools, as well as working on presentations and programs tailored to each school district.

Director Gombac reported:

- The tree trimming contract with Homer Tree is on this evening's agenda; they are offering the same tree trimming pricing as last year, which includes private property tree trimming as well as removals.
- Emerald Ash Borer treatment has been completed on 2400 trees, with completion of removal of 120 of the 312 slated to be taken down; the remaining 192 trees should be removed by mid November with restoration to be completed as weather permits.
- In regards to the Ash trees that have been treated and identified with sucker growth and dead branches, staff will take a "wait and see" approach to determine if the branches leaf out in Spring of 2014 or if additional Ash Tree removals will be brought forth as a budget item for 2014. Any dangerous dead limbs will be removed immediately.
- Tree replacement will begin in one or two weeks.
- Although the September 27, 2013 deadline for private property tree planting has passed, residents may still be able to take advantage of the program.
- Reported on efforts City has taken to promote economic development.
- Due to funding issues, Chase Bank will not begin construction until late 2014.

12. **TREASURER'S REPORT**

A. WARRANT NUMBER 13-14-09

It was moved by Alderman Schauer and seconded by Alderman Beilke to approve payment of Warrant Number 13-14-09 in the amount of \$503,770.22 from the enumerated funds; and \$246,678.39 from payroll funds for the period ending 09/05/13; for a total to be approved of \$750,448.61.

Roll Call: Ayes: Beilke, Belczak, Kenny, Marchese, McIvor, Schauer, Seifert

Nays: None

Absent: None

Results: Ayes 7, Nays 0, Absent 0

MOTION DULY CARRIED

B. WARRANT NUMBER 13-14-10

It was moved by Alderman Seifert and seconded by Alderman Kenny to approve payment of Warrant Number 13-14-10 in the amount of \$381,966.42 from the enumerated funds; and \$269,246.18 from payroll funds for the period ending 09/19/13; for a total to be approved of \$651,212.60.

Roll Call: Ayes: Beilke, Belczak, Kenny, Marchese, McIvor, Schauer, Seifert

Nays: None

Absent: None

Results: Ayes 7, Nays 0, Absent 0

MOTION DULY CARRIED

C. TREASURER’S REPORT – AUGUST 2013

Treasurer Coren reported that with the completion of the annual audit, the summary reflects differences between projected balances from the actual audited numbers. The most significant difference is a positive in the amount of \$847,000 more than anticipated in the General Fund. In keeping with the policy established last year, Administrator Vana will be requesting Council to consider transferring the additional funds to the Capital Improvement Fund.

Treasurer Coren reviewed year-to-date sources of revenue, expenditures, and fund balances through the month of August 2013:

General Fund: Revenue \$5,241,047; Expenditures \$4,032,875; Current Balance \$2,979,181

Water Fund: Revenue \$1,781,029; Expenditures \$1,483,426; Current Balance \$1,170,098

<u>Motor Fuel Tax Fund:</u>	Revenue \$178,877; Expenditures \$137,809; Current Balance \$333,777
<u>Water Depreciation Fund:</u>	Revenue \$2,109; Expenditures \$51,900; Current Balance \$692,928
<u>Capital Improvement Fund:</u>	Revenue \$3,024,182; Expenditures \$2,244,607; Current Balance \$4,590,673
<u>Capital Projects Debt Service Fund:</u>	Revenue \$263,911; Expenditures \$86,838; Current Balance of \$184,933

13. **STANDING COMMITTEE REPORTS**

Administrative/Finance Committee – Chairman Schauer submitted the minutes of the Administrative Finance Committee Meeting of September 3, 2013. He announced the next meeting is scheduled for November 4, 2013 at 6:00 P.M. in the upstairs conference room.

Police Committee – Chairman McIvor announced the next Police Committee Meeting is scheduled for October 21, 2013 at 6:00 P.M. in the Council Chambers.

Municipal Services Committee — Chairman Marchese advised the minutes of the Municipal Services Committee Meeting of August 26, 2013 have been submitted to the Clerk’s Office. He announced the next meeting is scheduled for October 28, 2013 at 6:30 P.M. in the Council Chambers.

14. **QUESTIONS AND COMMENTS – AGENDA RELATED**

There were none.

15. **OLD BUSINESS**

There was none.

16. **CONSENT AGENDA**

Mayor Weaver reviewed the items on the Consent Agenda for the benefit of the viewing audience.

It was moved by Alderman Seifert and seconded by Alderman Beilke to approve by Omnibus Vote the following items on the Consent Agenda:

A. A MOTION TO GRANT A WAIVER OF THE RAFFLE LICENSE BOND REQUIREMENT FOR THE DARIEN CHAMBER OF COMMERCE

B. RESOLUTION NO. R-89-13

A RESOLUTION FOR THE MAINTENANCE OF STREETS AND HIGHWAYS BY MUNICIPALITY UNDER THE ILLINOIS HIGHWAY CODE (GENERAL MAINTENANCE-EMERALD ASH BORER-ASH TREE REMOVAL)

C. ORDINANCE NO. O-25-13

AN ORDINANCE AUTHORIZING THE SALE OF PERSONAL PROPERTY OWNED BY THE CITY OF DARIEN (VEHICLE) (2003 FORD TAURUS)

D. RESOLUTION NO. R-90-13

A RESOLUTION TO ENTER INTO A CONTRACT AGREEMENT WITH HOMER TREE CARE, INC. IN AN AMOUNT NOT TO EXCEED \$94,000 FOR THE CITY'S 2013-14 TREE TRIMMING AND REMOVAL PROGRAM

E. ORDINANCE NO. O-26-13

AN ORDINANCE AMENDING TITLE 3, CHAPTER 3, SECTION 3-3-7 "CLASSIFICATION OF LICENSES AND FEES" AND SECTION 3-3-8, "CONDITIONS AND RESTRICTIONS OF LICENSE," OF THE DARIEN CITY CODE TO PROVIDE FOR A CLASS M LIQUOR LICENSE

Roll Call: Ayes: Beilke, Belczak, Kenny, Marchese, McIvor, Schauer, Seifert

Nays: None

Absent: None

Results: Ayes 7, Nays 0, Absent 0

MOTION DULY CARRIED

17. NEW BUSINESS

There was no new business.

18. **QUESTIONS, COMMENTS AND ANNOUNCEMENTS – GENERAL**

Administrator Vana announced the Goal Setting Session will take place on November 13, 2013.

Alderman McIvor expressed concern and frustration with the lack of communication and responsiveness of the DuPage County Housing Authority. She requested a representative from the entity be invited to attend a City Council Meeting to provide an explanation as to what services they perform. Mayor Weaver noted that Dan Cronin removed and replaced the entire board. Administrator Vana added that there is a new Executive Director as well. Mayor Weaver directed staff to invite a representative to a City Council Meeting.

Alderman Seifert advised that he attended the Darien-Woodridge Fire Protection District 5K walk held at Meyers Woods, and hopes it will be an annual event.

19. **ADJOURNMENT**

There being no further business to come before the City Council, it was moved by Alderman McIvor and seconded by Alderman Beilke adjourn the City Council meeting.

VIA VOICE VOTE – MOTION DULY CARRIED

The City Council meeting adjourned at 9:03 P.M.

Mayor

City Clerk

CITY OF DARIEN

MEMO

TO: City Council

FROM: Mayor Kathleen Moesle Weaver

DATE: October 17, 2013

**SUBJECT: REAPPOINTMENT TO HOLIDAY HOME DECORATING
COMMITTEE**

This is written to request your advice and consent to the reappointment of Jeanette Campo, Jim Kiser, and Gerry Leganski to the Holiday Home Decorating Committee. They have agreed to serve the City and have expressed an interest in this Committee.

As always, if you have any questions, please contact me.
mg

CITY OF DARIEN

MEMO

TO: Mayor and City Council

FROM: JoAnne E. Ragona, City Clerk

DATE: October 17, 2013

SUBJECT: 2014 VEHICLE STICKER LOTTERY

In 1992 the City Council decided to offer the Darien Identification Vehicle Sticker to Darien community organizations through the lottery process. The following organizations were offered the opportunity to participate in the 2014 Vehicle Sticker Lottery:

Darien Chamber of Commerce	Darien Lions Club
Darien Rotary Club	Darien Seniors Club
Darien Woman's Club	Darien Youth Club
Safety Village of Darien	The Active Seniors Club
Young At Heart Seniors	Younger Than Ever Seniors

There are three (3) provisions that must be followed:

- The funds from the vehicle sticker donations be used for community related functions.
- The winner in one year will not be eligible for the lottery for a two-year period after winning.
- The City reserves the right to withdraw this lottery due to budget constraints.

The successful lottery winner will be responsible for purchasing identification stickers (Mayor and City Clerk to approve design) and offering the same to residents on a donation basis to be available by January 1, 2014.

The eligible Darien community organization that expressed an interest in selling the vehicle sticker is:

Darien Chamber of Commerce

Since only one of the above organizations expressed interest in the lottery, there being no competition, the winner is the Darien Chamber of Commerce.

CITY OF DARIEN

**EXPENDITURE APPROVAL LIST
FOR CITY COUNCIL MEETING ON
October 21, 2013**

Approval is hereby given to have the City Treasurer of Darien, Illinois pay to the officers, employees, independent contractors, vendors, and other providers of goods and services in the indicated amounts as set forth.

A summary indicating the source of funds used to pay the above is as follows:

General Fund		\$144,492.35
Water Fund		\$375,813.62
Motor Fuel Tax Fund		\$1,093.04
Water Depreciation Fund		
Debt Service Fund		
Capital Improvement Fund		\$8,699.31
Special Service Area Tax Fund		
	Subtotal:	\$ 530,098.32
General Fund Payroll	10/03/13	\$ 233,976.57
Water Fund Payroll	10/03/13	\$ 19,712.96
	Subtotal:	\$ 253,689.53
Total to be Approved by City Council:		\$ 783,787.85

Approvals:

Kathleen Moesle Weaver, Mayor

JoAnne E. Ragona, City Clerk

Michael J. Coren, Treasurer

Bryon D. Vana, City Administrator

CITY OF DARIEN
Expenditure Journal
General Fund
Administration
From 10/8/2013 Through 10/21/2013

<u>Vendor Name</u>	<u>Invoice Description</u>	<u>Acct Title</u>	<u>Dept Amount</u>	<u>Acct Code</u>
ANDROMEDA TECHNOLOGY SOLUTIONS	I.T. CONSULTING SERVICES - VIDEO CAMERA SURVEILLANCE	Consulting/Professional	55.00	4325
BEST QUALITY CLEANING, INC.	OCTOBER 2013 JANITORIAL SERVICES	Janitorial Service	1,182.00	4345
CARQUEST AUTO PARTS STORES	REPAIR PARTS FOR FLEET VEHICLES	Vehicle (Gas and Oil)	49.90	4273
CHASE CARD SERVICES	TOWN HALL MEETING POSTER BOARD	Public Relations	36.00	4239
CHASE CARD SERVICES	CONFERENCE - COREN	Training and Education	235.00	4263
CHASE CARD SERVICES	PHONE COVERS/PROTECTORS	Telephone	37.20	4267
CHASE CARD SERVICES	TOWN HALL MEETING PROJECTOR	Consulting/Professional	540.99	4325
COM ED	TORNADO SIREN	ESDA	0.46	4279
COMCAST	INTERNET SERVICE 1041 S. FRONTAGE - 8771 20 109 0343850	Consulting/Professional	104.35	4325
COMCAST	INTERNET SERVICE 1041 S. FRONTAGE - 8771 20 109 0343850	Consulting/Professional	(9.50)	4325
EMERALD MARKETING INC.	NOVEMBER/DECEMBER 2013 NEIGHBORS MAGAZINE	Public Relations	3,145.27	4239
FOREST AWARDS AND ENGRAVING	MAGNETIC BADGE - ALDERMAN TED V. SCHAUER	Supplies - Office	16.00	4253
KING CAR WASH	CAR WASHES	Vehicle (Gas and Oil)	7.50	4273
NEXTEL COMMUNICATIONS	PUBLIC WORKS AIRCARDS	Telephone	150.49	4267
NICOR GAS	1702 PLAINFIELD - 82-54-11-1000 1	Utilities (Elec, Gas, Wtr, Sewer)	79.95	4271
NICOR GAS	7422 S. CASS - ACCT 05-09-41-1000 3	Utilities (Elec, Gas, Wtr, Sewer)	33.96	4271

CITY OF DARIEN
Expenditure Journal
General Fund
Administration
From 10/8/2013 Through 10/21/2013

Vendor Name	Invoice Description	Acct Title	Dept Amount	Acct Code
OFFICE DEPOT	SUPPLIES	Supplies - Office	50.58	4253
OFFICE DEPOT	SUPPLIES	Supplies - Office	54.43	4253
SHAW MEDIA	LEGAL DARIEN 6600 - 2415 75TH - 10/02/13 PZC	Const/Prof Reimbursable	291.16	4328
SHAW MEDIA	LEGAL 6626 - 2415 75TH - 10/16/13 PZC	Const/Prof Reimbursable	291.16	4328
TRUGREEN	PLAINFIELD & CASS LAWN VEGETATION CONTROL	Maintenance - Grounds	290.00	4227
UNLIMITED GRAPHIX, INC.	ACCOUNTS PAYABLE CHECKS	Printing and Forms	461.16	4235
UNLIMITED GRAPHIX, INC.	PAYROLL VOUCHERS	Consulting/Professional	461.16	4325
UNLIMITED GRAPHIX, INC.	PAYROLL CHECKS	Consulting/Professional	461.16	4325
VERIZON WIRELESS	CELL PHONE SERVICE & POLICE AIRCARDS	Telephone	1,368.69	4267
WILLOWBROOK FORD, INC.	REPAIR PARTS FOR FLEET VEHICLES	Vehicle (Gas and Oil)	50.18	4273
WILLOWBROOK FORD, INC.	REPAIR PARTS FOR FLEET VEHICLES	Vehicle (Gas and Oil)	244.93	4273
Total Administration			9,689.18	

CITY OF DARIEN
Expenditure Journal
General Fund
City Council
From 10/8/2013 Through 10/21/2013

<u>Vendor Name</u>	<u>Invoice Description</u>	<u>Acct Title</u>	<u>Dept Amount</u>	<u>Acct Code</u>
ILLINOIS STATE POLICE	GARY M. LEFF - STELLA'S - FINGERPRINTING FEE	Boards and Commissions	36.50	4205
ROSENTHAL, MURPHEY, COBLENTZ	MISCELLANEOUS	Liability Insurance	525.00	4219
ROSENTHAL, MURPHEY, COBLENTZ	COSTS ADVANCED	Liability Insurance	<u>53.38</u>	4219
		Total City Council	614.88	

CITY OF DARIEN
Expenditure Journal
General Fund
Community Development
From 10/8/2013 Through 10/21/2013

<u>Vendor Name</u>	<u>Invoice Description</u>	<u>Acct Title</u>	<u>Dept Amount</u>	<u>Acct Code</u>
CHASE CARD SERVICES	REPLENISH I-PASS	Travel/Meetings	40.00	4265
DON MORRIS ARCHITECTS P.C.	SEPTEMBER 2013 BUILDING INSPECTIONS & PLAN REVIEW	Consulting/Professional	4,210.00	4325
DON MORRIS ARCHITECTS P.C.	SEPTEMBER 2013 BUILDING INSPECTIONS & PLAN REVIEW	Const/Prof Reimbursable	1,475.00	4328
ROSENTHAL, MURPHEY, COBLENTZ	WAL-MART AGREEMENT	Liability Insurance	315.00	4219
WATER RESOURCES, INC.	2-IN COMPOUND METER FOR MODEL FUNERAL HOME	Const/Prof Reimbursable	1,276.89	4328

			Total Community Development	7,316.89

CITY OF DARIEN
Expenditure Journal
General Fund
Public Works, Streets
From 10/8/2013 Through 10/21/2013

Vendor Name	Invoice Description	Acct Title	Dept Amount	Acct Code
AERO INDUSTRIES, INC.	REPAIR PARTS - UNIT 109	Maintenance - Equipment	201.48	4225
BUTTERY RENTAL SERVICES, INC.	PLASMA CUTTER & GENERATOR	Rent - Equipment	305.47	4243
CARQUEST AUTO PARTS STORES	REPAIR PARTS FOR FLEET VEHICLES	Maintenance - Equipment	197.58	4225
CARQUEST AUTO PARTS STORES	REPAIR PARTS FOR FLEET VEHICLES	Maintenance - Vehicles	21.93	4229
CARQUEST AUTO PARTS STORES	REPAIR PARTS FOR FLEET VEHICLES	Small Tools & Equipment	61.75	4259
CHASE CARD SERVICES	REPAIR PARTS - UNIT 109	Training and Education	480.66	4263
COM ED	STREET LIGHTS - ACCT 0448008035	Street Light Oper & Maint.	325.64	4359
COM ED	STREET LIGHTS - ACCT 0267129091	Street Light Oper & Maint.	1,459.50	4359
CONSTELLATION NEW ENERGY, INC.	STREET LIGHTS - ACCT 0448008035	Street Light Oper & Maint.	1,290.45	4359
CULLIGAN	BOTTLED WATER & FILTER RENTAL	Maintenance - Building	85.34	4223
DUPAGE TOPSOIL, INC.	SOIL DELIVERED FOR RESTORATIONS	Supplies - Other	570.00	4257
DUPAGE TOPSOIL, INC.	DIRT FOR RESTORATIONS	Supplies - Other	120.00	4257
DUPAGE TOPSOIL, INC.	DIRT FOR RESTORATIONS	Supplies - Other	285.00	4257
ERIK STARBUCK	TRANS OIL	Maintenance - Equipment	13.07	4225
ERIK STARBUCK	STUD REMOVER	Street Light Oper & Maint.	80.85	4359
GENE'S TIRE SERVICE, INC.	TIRES FOR FLEET VEHICLES	Maintenance - Equipment	102.91	4225
GENE'S TIRE SERVICE, INC.	TIRES FOR FLEET VEHICLES	Maintenance - Vehicles	875.11	4229
HD SUPPLY WATERWORKS	GREEN MARKING FLAGS FOR TREE PLANTING	Forestry	84.10	4350

CITY OF DARIEN
Expenditure Journal
General Fund
Public Works, Streets
From 10/8/2013 Through 10/21/2013

Vendor Name	Invoice Description	Acct Title	Dept Amount	Acct Code
HOME DEPOT	SUPPLIES	Maintenance - Building	159.03	4223
HOME DEPOT	SUPPLIES	Supplies - Other	279.05	4257
HOME DEPOT	SUPPLIES	Street Light Oper & Maint.	61.28	4359
HOME DEPOT	SUPPLIES	Drainage Projects	322.29	4374
I.R.M.A.	TRAINING & SEPTEMBER 2013 DEDUCTIBLES	Liability Insurance	2,909.87	4219
MARTIN IMPLEMENT SALES, INC.	PARTS FOR KUBOTA #207	Maintenance - Equipment	89.61	4225
MARTIN IMPLEMENT SALES, INC.	BELTS FOR STOCK FOR KUBOTA'S	Maintenance - Equipment	107.11	4225
MC CANN INDUSTRIES INC	MIRROR FOR VEHICLE 208	Maintenance - Equipment	129.84	4225
NORWALK TANK	LEONARD & ELEANOR DRAINAGE PROJECTS	Drainage Projects	150.00	4374
NORWALK TANK	7213 BENTLEY STORM SEWER REPAIR	Drainage Projects	485.36	4374
PAVEMENT SYSTEMS	SEALCOATING & STRIPING MUNICIPAL COMPLEX	Maintenance - Building	5,899.98	4223
R & R INDUSTRIES, INC.	COATS AND THERMAL PANTS FOR EMPLOYEES	Uniforms	598.32	4269
RAGS ELECTRIC	STREET LIGHT REPAIR - TWO LOCATIONS	Street Light Oper & Maint.	262.00	4359
RAGS ELECTRIC	STREET LIGHT REPAIR - STRATFORD & WALNUT	Street Light Oper & Maint.	131.00	4359
RAGS ELECTRIC	STREET LIGHT REPAIR - FOUR LOCATIONS	Street Light Oper & Maint.	749.78	4359
RAINBOW TREECARE SCIENTIFIC	SPARE NEEDLES FOR INJECTION EQUIPMENT	Forestry	120.00	4350
RELADYNE, LLC	WINDSHIELD WASHER FLUID & HYDRAULIC OIL	Maintenance - Equipment	429.88	4225

CITY OF DARIEN
Expenditure Journal
General Fund
Public Works, Streets
From 10/8/2013 Through 10/21/2013

Vendor Name	Invoice Description	Acct Title	Dept Amount	Acct Code
SCORPIO CONSTRUCTION GROUP	TREE REMOVALS & RESTORATION	Supplies - Other	2,466.00	4257
TAMELING, INC.	WEEDMAT PINS & SEED FOR RESTORATIONS	Supplies - Other	69.00	4257
UNIQUE PRODUCTS & SERVICE CORP	JANITORIAL SUPPLIES	Maintenance - Building	83.69	4223
US GAS	OXYGEN & ACETYLENE TANK RENTAL	Supplies - Other	32.00	4257
WESTOWN AUTO SUPPLY COMPANY	REPAIR PARTS FOR FLEET VEHICLES	Maintenance - Equipment	10.76	4225
WESTOWN AUTO SUPPLY COMPANY	REPAIR PARTS FOR FLEET VEHICLES	Maintenance - Vehicles	346.46	4229
WILLOWBROOK FORD, INC.	REPAIR PARTS FOR FLEET VEHICLES	Maintenance - Vehicles	7.12	4229
			22,460.27	
			Total Public Works, Streets	

CITY OF DARIEN
Expenditure Journal
General Fund
Police Department
From 10/8/2013 Through 10/21/2013

Vendor Name	Invoice Description	Acct Title	Dept Amount	Acct Code
ANDY FRAIN SERVICES	CROSSING GUARDS	Salaries	2,551.70	4010
ANDY FRAIN SERVICES	DARIENFEST	Overtime	2,125.76	4030
BROWNELLS, INC.	GLOCK MAGAZINES	Investigation and Equipment	661.75	4217
BURR RIDGE VETERINARY CLINIC	BOXER & BEAGLE STRAY DOGS	Animal Control	40.00	4201
BURR RIDGE VETERINARY CLINIC	COLLIE STRAY - TICKET 99547	Animal Control	20.00	4201
BURR RIDGE VETERINARY CLINIC	STRAY DOGS - DA-13-19341	Animal Control	40.00	4201
CARQUEST AUTO PARTS STORES	REPAIR PARTS FOR FLEET VEHICLES	Maintenance - Vehicles	643.65	4229
CHASE CARD SERVICES	DETECTIVE INTERNET SEARCHES	Investigation and Equipment	76.50	4217
CHASE CARD SERVICES	BATTERIES	Investigation and Equipment	8.97	4217
CHASE CARD SERVICES	SHIPPING RETURN	Postage/Mailings	19.17	4233
CHASE CARD SERVICES	SHIPPING RETURN	Postage/Mailings	20.23	4233
CHASE CARD SERVICES	SUPPLIES	Supplies - Office	51.24	4253
CHASE CARD SERVICES	SUPPLIES	Supplies - Office	11.90	4253
CHASE CARD SERVICES	SUPPLIES	Supplies - Office	34.55	4253
CHASE CARD SERVICES	SUPPLIES	Supplies - Office	4.24	4253
CHASE CARD SERVICES	SUPPLIES	Supplies - Office	15.28	4253
CHASE CARD SERVICES	TRAINING - BROWN & COOPER	Training and Education	470.00	4263
CHASE CARD SERVICES	INTERNET	Telephone	104.85	4267
COMCAST	CABLE BOXES	Telephone	2.13	4267
DB INNOVATIONS	RADAR CERTIFICATION EQUIPMENT	Maintenance - Equipment	120.00	4225
DU-COMM	NOVEMBER 2013 TO JANUARY 2014 - QUARTERLY SHARES	Consulting/Professional	87,642.00	4325
EXPRESS AUTO GLASS, INC.	BACK WINDOW - D21	Maintenance - Vehicles	237.00	4229
HINSHAW & CULBERTSON LLP	ADMINISTRATIVE TOW JUDGE - AUGUST 2013	Liability Insurance	200.00	4219

**CITY OF DARIEN
Expenditure Journal
General Fund
Police Department
From 10/8/2013 Through 10/21/2013**

Vendor Name	Invoice Description	Acct Title	Dept Amount	Acct Code
I.R.M.A.	TRAINING & SEPTEMBER 2013 DEDUCTIBLES	Liability Insurance	283.29	4219
I.R.M.A.	TRAINING & SEPTEMBER 2013 DEDUCTIBLES	Training and Education	1,260.00	4263
IL TACTICAL OFFICERS ASSOC.	AUSTIN JUMP/MICHAEL LOREK TRAINING CONFERENCE	Training and Education	590.00	4263
ILLINOIS ASSOC CHIEFS OF POLIC	ERNEST BROWN & JOHN COOPER ANNUAL DUES	Dues and Subscriptions	300.00	4213
ILLINOIS FIRE & POLICE COMM.	2014 MEMBERSHIP DUES	Boards and Commissions	375.00	4205
ILLINOIS STATE POLICE	JOHN P. HIGGINS - SEX OFFENDER REGISTRATION	Investigation and Equipment	30.00	4217
J.G. UNIFORMS, INC.	UNIFORM ALLOWANCE - GREENABERG	Uniforms	195.75	4269
JAMES MURPHY	UNIFORM ALLOWANCE	Uniforms	75.00	4269
KING CAR WASH	CAR WASHES	Maintenance - Vehicles	415.00	4229
LINDA S. PIECZYNSKI	SEPTEMBER 2013 PROSECUTION FEES	Liability Insurance	1,054.00	4219
MICHAEL LOREK	ROOM FEE WHILE AT SWAT TRAINING - LOREK & JUMP	Travel/Meetings	70.00	4265
MOORE MEDICAL CORP.	CPR-D PADZ ADULT	Liability Insurance	592.50	4219
NICOR GAS	1710 PLAINFIELD - ACCT 82-80-00-1000 9	Utilities (Elec,Gas,Wtr,Sewer)	139.20	4271
NORTHEAST MULTIREGIONAL TRNG	TRAINING CLASS - ED RENTKA 09-06-13	Training and Education	150.00	4263
RAY O'HERRON CO. INC.	UNIFORM ALLOWANCE - K. FOYLE-PRICE	Uniforms	72.99	4269
RAY O'HERRON CO. INC.	UNIFORM ALLOWANCE - POTERASKE	Uniforms	49.99	4269

**CITY OF DARIEN
Expenditure Journal
General Fund
Police Department
From 10/8/2013 Through 10/21/2013**

Vendor Name	Invoice Description	Acct Title	Dept Amount	Acct Code
RAY O'HERRON CO. INC.	UNIFORM ALLOWANCE - PICCOLI	Uniforms	49.99	4269
RAY O'HERRON CO. INC.	UNIFORM ALLOWANCE - LISS	Uniforms	12.95	4269
RAY O'HERRON CO. INC.	UNIFORM ALLOWANCE - MILAZZO	Uniforms	633.08	4269
RAY O'HERRON CO. INC.	UNIFORM ALLOWANCE - NORTON	Uniforms	91.05	4269
RAY O'HERRON CO. INC.	UNIFORM ALLOWANCE - POTERASKE	Uniforms	(49.99)	4269
RAY O'HERRON CO. INC.	UNIFORM ALLOWANCE - POTERASKE	Uniforms	59.99	4269
ROSENTHAL, MURPHEY, COBLENTZ SHELL	MAP - MISCELLANEOUS FUEL	Liability Insurance Vehicle (Gas and Oil)	1,102.50 102.56	4219 4273
TREASURER, STATE OF ILLINOIS	J. P. HIGGINS - SEX OFFENDER REGISTRATION	Investigation and Equipment	5.00	4217
ULINE	EVIDENCE SUPPLIES	Investigation and Equipment	145.50	4217
VERIZON WIRELESS	CELL PHONE SERVICE & POLICE AIRCARDS	Telephone	798.21	4267
WESTOWN AUTO SUPPLY COMPANY	REPAIR PARTS FOR FLEET VEHICLES	Maintenance - Vehicles	47.36	4229
WILLOWBROOK FORD, INC.	REPAIR PARTS FOR FLEET VEHICLES	Maintenance - Vehicles	104.00	4229
		Total Police Department	103,855.84	

CITY OF DARIEN
Expenditure Journal
General Fund
Business District
From 10/8/2013 Through 10/21/2013

<u>Vendor Name</u>	<u>Invoice Description</u>	<u>Acct Title</u>	<u>Dept Amount</u>	<u>Acct Code</u>
COM ED	7515 S. CASS, UNIT D - ACCT 7156796018	Utilities (Elec, Gas, Wtr, Sewer)	23.60	4271
COM ED	7515 S. CASS, UNIT D - ACCT 7156797060	Utilities (Elec, Gas, Wtr, Sewer)	212.21	4271
COM ED	7515 S. CASS, UNIT 19 - ACCT 7156805021	Utilities (Elec, Gas, Wtr, Sewer)	188.04	4271
NICOR GAS	7515 S. CASS, UNIT D - ACCT 40-53-48-5251 8	Utilities (Elec, Gas, Wtr, Sewer)	131.44	4271
		Total Business District	555.29	
		Total General Fund	144,492.35	

CITY OF DARIEN
Expenditure Journal
Water Fund
Public Works, Water
From 10/8/2013 Through 10/21/2013

Vendor Name	Invoice Description	Acct Title	Dept Amount	Acct Code
BEST QUALITY CLEANING, INC.	OCTOBER 2013 JANITORIAL SERVICES	Maintenance - Building	608.00	4223
CENTRAL SOD FARMS	SOD FOR WATER DIVISION RESTORATIONS	Maintenance - Water System	100.00	4231
CENTRAL SOD FARMS	SOD & STARTER FERTILIZER FOR WATER DIVISION RESTORATIONS	Maintenance - Water System	196.25	4231
COM ED	2103 75TH STREET PUMP - ACCT 3118112014	Utilities (Elec,Gas,Wtr,Sewer)	409.84	4271
CULLIGAN	BOTTLED WATER & FILTER RENTAL	Maintenance - Building	85.34	4223
DUPAGE COUNTY PUBLIC WORKS	METER READS 7-1-13 THRU 9-30-13	Data Processing	25,011.25	4336
DUPAGE WATER COMMISSION	SEPTEMBER 2013 WATER COSTS	DuPage Water Commission	346,309.38	4340
GRAINGER	BATTERIES FOR COLOR METERS	Maintenance - Water System	21.59	4231
HD SUPPLY WATERWORKS	REPAIR CLAMPS & METER SCALING WIRE	Maintenance - Water System	460.59	4231
HD SUPPLY WATERWORKS	B-BOX LIDS	Maintenance - Water System	140.30	4231
HOME DEPOT	SUPPLIES	Maintenance - Building	1,032.40	4223
HOME DEPOT	SUPPLIES	Maintenance - Equipment	1.86	4225
HOME DEPOT	SUPPLIES	Maintenance - Water System	238.98	4231
NICOR GAS	1220 PLAINFIELD ROAD - ACCT 21-71-02-6494 2	Utilities (Elec,Gas,Wtr,Sewer)	25.42	4271
R & R INDUSTRIES, INC.	COATS AND THERMAL PANTS FOR EMPLOYEES	Uniforms	392.38	4269
RED WING SHOES	UNIFORM - DENNIS CABLE	Uniforms	297.00	4269
SUBURBAN LABORATORIES	WATER SAMPLING	Quality Control	144.50	4241

CITY OF DARIEN
Expenditure Journal
Water Fund
Public Works, Water
From 10/8/2013 Through 10/21/2013

<u>Vendor Name</u>	<u>Invoice Description</u>	<u>Acct Title</u>	<u>Dept Amount</u>	<u>Acct Code</u>
TAMELING, INC.	WEEDMAT PINS & SEED FOR RESTORATIONS	Maintenance - Water System	65.00	4231
US GAS	OXYGEN & ACETYLENE TANK RENTAL	Maintenance - Water System	32.00	4231
VERIZON WIRELESS	CELL PHONE SERVICE & POLICE AIRCARDS	Telephone	241.54	4267
		Total Public Works, Water	375,813.62	
		Total Water Fund	375,813.62	

CITY OF DARIEN
Expenditure Journal
Motor Fuel Tax
MFT Expenses
From 10/8/2013 Through 10/21/2013

<u>Vendor Name</u>	<u>Invoice Description</u>	<u>Acct Title</u>	<u>Dept Amount</u>	<u>Acct Code</u>
QUARRY MATERIALS	ASPHALT FOR PATCHES	Road Material	620.36	4245
QUARRY MATERIALS	ASPHALT FOR PATCHES	Road Material	<u>472.68</u>	4245
		Total MFT Expenses	<u>1,093.04</u>	
		Total Motor Fuel Tax	1,093.04	

**CITY OF DARIEN
Expenditure Journal
Capital Improvement Fund
Capital Fund Expenditures
From 10/8/2013 Through 10/21/2013**

<u>Vendor Name</u>	<u>Invoice Description</u>	<u>Acct Title</u>	<u>Dept Amount</u>	<u>Acct Code</u>
CHASE CARD SERVICES	FABRIC - 79TH STREET PROJECT	Ditch Projects	452.31	4376
DAS ENTERPRISES, INC.	HAUL SPOILS - 79TH ST DRAINAGE PROJECT	Ditch Projects	2,350.25	4376
DAS ENTERPRISES, INC.	HAUL SPOILS - 79TH STREET DRAINAGE PROJECT	Ditch Projects	2,468.75	4376
SCORPIO CONSTRUCTION GROUP	TREE REMOVALS & RESTORATION	Ditch Projects	2,208.00	4376
TESTING SERVICES CORP	SPOILS TESTING	Ditch Projects	<u>1,220.00</u>	4376
		Total Capital Fund Expenditures	<u>8,699.31</u>	
		Total Capital Improvement Fund	<u>8,699.31</u>	
Report Total			<u><u>530,098.32</u></u>	

CHASE


P.O. BOX 15123
WILMINGTON, DE
19850-5123

Payment Due Date: 10/24/13
New Balance: \$2,639.09
Minimum Payment: \$527.00


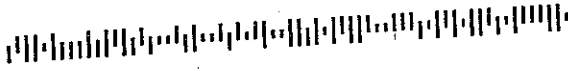
Account number: ~~4240 0000 0000 0000~~

\$ 2639 09 Amount Enclosed
Make your check payable to: Chase Card Services

BRYON VANA
CITY OF DARIEN
1702 PLAINFIELD RD
DARIEN IL 60561-5044



CARDMEMBER SERVICE
PO BOX 15153
WILMINGTON DE 19886-5153



Customer Service:
1-800-275-0853



Mobile: Visit chase.com
on your mobile browser

BUSINESS CARD STATEMENT

ACCOUNT SUMMARY

Account Number: 4240 0000 0000 0000	
Previous Balance	\$2,231.36
Payment, Credits	-\$2,908.28
Purchases	+\$3,316.01
Cash Advances	\$0.00
Balance Transfers	\$0.00
Fees Charged	\$0.00
Interest Charged	\$0.00
New Balance	\$2,639.09
Opening/Closing Date	09/03/13 - 10/02/13
Credit Limit	\$50,000
Available Credit	\$47,360
Cash Access Line	\$10,000
Available for Cash	\$10,000
Past Due Amount	\$0.00
Balance over the Credit Limit	\$0.00

PAYMENT INFORMATION

New Balance	\$2,639.09
Payment Due Date	10/24/13
Minimum Payment Due	\$527.00

Late Payment Warning: If we do not receive your minimum payment by the due date, you may have to pay up to a \$39 late fee.
Minimum Payment Warning: Enroll in Auto-Pay and avoid missing a payment. To enroll, call the number on the back of your card or go to the web site listed above.

FLEXIBLE REWARDS SUMMARY

Previous points balance	23,088
+ Points earned on purchases this period	2,640
= New total points balance	25,728

Every time you use your Chase Business card with Flexible Rewards Select, you are on your way to earning great rewards. You earn 1 point per \$1 spent on all purchases and there's no cap on how many points you can earn and points never expire. Add employees and earn rewards even faster! You can redeem your points for airline tickets, gift certificates to leading merchants, top quality merchandise or cash. Check out the entire rewards collection and redeem your points online at www.chase.com/businesscard.

ACCOUNT ACTIVITY

Date of Transaction	Merchant Name or Transaction Description	\$ Amount
09/18	Payment Thank You Image Check BRYON VANA TRANSACTIONS THIS CYCLE 4240 0000 0000 0000 INCLUDING PAYMENTS RECEIVED	-2,231.36
09/10	IPASS AUTOREPLENISH #5400 800-824-7277 IL 01-20-4265 I Pass Replenish	40.00
09/24	AERO INDUSTRIES INC INDIANAPOLIS IN 01-30-4263 Repair Parts Unit 109	480.66
09/04	DANIEL GOMBAC TRANSACTIONS THIS CYCLE 4240 0000 0000 0000 \$520.66	520.66
09/04	LEXISNEXIS RISK MGT 888-332-8244 FL 01-40-4217 Detective internet searches	76.50
09/05	OFFICE DEPOT #1105 800-463-3768 IL 01-40-4253 Supplies	34.55
09/05	OFFICE DEPOT #1105 800-463-3768 IL 01-40-4253 Supplies	4.24
09/05	OFFICE DEPOT #1090 800-463-3768 MA 01-40-4253 Supplies	15.28
09/05	USPS.COM CLICK66100611 800-3447779 DC 01-40-4233 Shipping return	19.17
09/18	OFFICE DEPOT #1105 800-463-3768 IL 01-40-4253 Supplies	51.24
09/17	WAL-MART #2215 DARIEN IL 01-40-4217 Batteries 8.99	20.87
09/24	UPS*000000Y1048X383 800-811-1648 TX 01-40-4233 Supplies 11.90	20.23
09/24	UPS*000000Y1048X383 800-811-1648 TX 01-40-4233 Shipping return	104.85
09/27	COMCAST CHICAGO 800-COMCAST IL 01-40-4267 Internet	470.00
09/26	ILLINOIS INSTITUTE 312-567-3332 IL 01-40-4263 Training Brown/Cooper	470.00

ACCOUNT ACTIVITY (CONTINUED)

Date of Transaction	Merchant Name or Transaction Description	\$ Amount
	CAROL KOPTA TRANSACTIONS THIS CYCLE (9/20/13) \$816.93	
09/16	CARROLL DIST 20 5152801122 IL	-676.92
09/13	FEDEXOFFICE 00036319 WILLOWBROOK IL 01-10-4239 TOWN HALL MTG REPAIR	36.00
09/16	CARROLL DIST 20 5152801122 IL	676.92
09/16	CARROLL DIST 20 5152801122 IL 05-35-4376 Fabric 79th St. Project	452.31
09/18	BEST BUY MHT 00003160 DOWNERS GROVE IL 01-10-4325 TOWN HALL Mtg Project	540.99
09/19	PAYPAL *COSMIQUEOUT 402-935-7733 TX 01-10-4267 Phone Cover / Protectors	37.20
09/24	ILLINOIS INSTITUTE 312-567-3332 IL 01-10-4263 Conference - Coren SCOTT COREN TRANSACTIONS THIS CYCLE (9/20/13) \$1,301.50	235.00

2013 Totals Year-to-Date	
Total fees charged in 2013	\$0.00
Total interest charged in 2013	\$0.00

Year-to-date totals reflect all charges minus any refunds applied to your account.

INTEREST CHARGES

Your Annual Percentage Rate (APR) is the annual interest rate on your account.

Balance Type	Annual Percentage Rate (APR)	Balance Subject To Interest Rate	Interest Charges
PURCHASES			
Purchases	13.24% (v)	-0-	-0-
CASH ADVANCES			
Cash Advances	19.24% (v)	-0-	-0-
BALANCE TRANSFERS			
Balance Transfer	13.24% (v)	-0-	-0-

(v) = Variable Rate

30 Days in Billing Period

Please see Information About Your Account section for the Calculation of Balance Subject to Interest Rate, Annual Renewal Notice, How to Avoid Interest on Purchases, and other important information, as applicable.

**CITY OF DARIEN
REVENUE AND EXPENDITURE REPORT SUMMARY
September 30, 2013**

GENERAL FUND - (01)

	Current Month <u>Actual</u>	Year To Date <u>Actual</u>	Total <u>Budget</u>
Revenue	\$ 1,582,552	\$ 6,823,599	\$ 12,476,230
Expenditures	\$ 1,129,584	\$ 5,162,459	\$ 10,809,655

Audited 5/1/13 Opening Fund Balance: \$ 4,671,008
 Transfer to Capital Fund \$ (2,900,000)
 Current Fund Balance: \$ 3,432,148

WATER FUND - (02)

	Current Month <u>Actual</u>	Year To Date <u>Actual</u>	Total <u>Budget</u>
Revenue	\$ 3,466	\$ 1,784,495	\$ 6,334,567
Expenditures	\$ 507,624	\$ 1,991,051	\$ 6,066,503

*Audited 5/1/13 Cash Balance \$ 872,495
 Current Cash Balance: \$ 665,939

MOTOR FUEL TAX FUND - (03)

	Current Month <u>Actual</u>	Year To Date <u>Actual</u>	Total <u>Budget</u>
Revenue	\$ 53,337	\$ 232,214	\$ 519,021
Expenditures	\$ 53,446	\$ 191,255	\$ 578,915

Audited 5/1/13 Opening Fund Balance: \$ 292,709
 Current Fund Balance: \$ 333,668

WATER DEPRECIATION FUND (12)

	Current Month <u>Actual</u>	Year To Date <u>Actual</u>	Total <u>Budget</u>
Revenue	\$ 58,908	\$ 61,017	\$ -
Expenditures	\$ 35,520	\$ 87,420	\$ 121,000

*Audited 5/1/13 Cash Balance \$ 742,718
 Current Cash Balance: \$ 716,315

CAPITAL IMPROVEMENT FUND (25)

	Current Month <u>Actual</u>	Year To Date <u>Actual</u>	Total <u>Budget</u>
Revenue	\$ 92,015	\$ 3,116,198	\$ 3,149,820
Expenditures	\$ 78,889	\$ 2,323,496	\$ 3,217,224

Audited 5/1/13 Opening Fund Balance: \$ 3,811,097
 Current Fund Balance: \$ 4,603,799

CAPITAL PROJECTS DEBT SERVICE FUND (35)

	Current Month <u>Actual</u>	Year To Date <u>Actual</u>	Total <u>Budget</u>
Revenue	\$ 218,086	\$ 481,996	\$ 498,400
Expenditures	\$ -	\$ 86,838	\$ 498,400

Audited 5/1/13 Opening Fund Balance: \$ 7,860
 Current Fund Balance: \$ 403,019

	Current Actual Year to Date	Current Budgeted F.Y.E. '14	Prior Year Actual Through September 12
Property Tax Collections	\$ 1,759,516	\$ 1,821,002	\$ 2,222,894
Sales Tax Collections	\$ 2,105,009	\$ 4,900,000	\$ 2,049,462

* Audited cash balance adjusted for accrual items

CITY OF DARIEN
Statement of Revenues and Expenditures - Revenue
Revenue
General Fund
From 9/1/2013 Through 9/30/2013

		Current Period Actual	Current Period Budget	Current Year Actual	YTD Budget	Total Budget	Total Budget Variance	Percent Total Budget Remaining
Revenue								
Taxes								
Real Estate Taxes - Current	3110	487,677.89	400,000.00	1,077,589.22	960,000.00	1,115,282.00	37,692.78	3.37%
Road and Bridge Tax	3120	90,271.49	75,000.00	199,660.71	75,000.00	185,000.00	(14,660.71)	(7.92)%
Municipal Utility Tax	3130	88,640.96	86,666.67	425,624.13	433,333.35	1,040,000.00	614,375.87	59.07%
Amusement Tax	3140	7,210.89	7,500.00	29,886.02	37,500.00	90,000.00	60,113.98	66.79%
Hotel/Motel Tax	3150	4,778.60	2,583.33	26,926.39	12,916.65	31,000.00	4,073.61	13.14%
Personal Property Tax	3425	0.00	416.67	2,683.32	2,083.35	5,000.00	2,316.68	46.33%
Total Taxes		678,579.83	572,166.67	1,762,369.79	1,520,833.35	2,466,282.00	(703,912.21)	28.54%
License, Permits, Fees								
Business Licenses	3210	630.00	0.00	10,908.95	0.00	40,000.00	29,091.05	72.72%
Liquor License	3212	500.00	0.00	55,625.00	50,000.00	50,000.00	(5,625.00)	(11.25)%
Contractor Licenses	3214	2,220.00	0.00	10,500.00	11,000.00	12,000.00	1,500.00	12.50%
Court Fines	3216	19,477.91	11,666.67	60,800.62	58,333.35	140,000.00	79,199.38	56.57%
Towing Fees	3217	9,500.00	4,166.67	35,503.00	20,833.35	50,000.00	14,497.00	28.99%
Ordinance Fines	3230	790.00	1,666.67	4,920.50	8,333.35	20,000.00	15,079.50	75.39%
Building Permits and Fees	3240	7,600.00	500.00	132,753.00	23,000.00	35,000.00	(97,753.00)	(279.29)%
Telecommunication Taxes	3242	68,483.21	75,000.00	364,963.80	375,000.00	900,000.00	535,036.20	59.44%
Cable T.V. Franchise Fee	3244	0.00	28,333.33	182,365.42	141,666.65	340,000.00	157,634.58	46.36%
NICOR Franchise Fee	3246	0.00	3,333.33	0.00	16,666.65	40,000.00	40,000.00	100.00%
Public Hearing Fees	3250	1,181.08	333.33	2,151.08	1,666.65	4,000.00	1,848.92	46.22%
Elevator Inspections	3255	2,075.00	333.33	2,075.00	1,666.65	4,000.00	1,925.00	48.12%
Public Improvement Permit Fee	3260	0.00	0.00	175.00	0.00	0.00	(175.00)	0.00%
Engineering/Prof Fee Reimb	3265	3,411.97	2,500.00	46,703.09	12,500.00	20,000.00	(26,703.09)	(133.51)%
D.U.I. Technology Fines	3267	3,121.50	541.67	7,146.25	2,708.35	6,500.00	(646.25)	(9.94)%
Police Special Service	3268	5,847.50	10,416.67	52,295.98	52,083.35	125,000.00	72,704.02	58.16%
Stormwater Management Fees	3270	0.00	8.33	962.00	41.65	100.00	(862.00)	(862.00)%
Total License, Permits, Fees		124,838.17	138,800.00	969,848.69	775,500.00	1,786,600.00	(816,751.31)	45.72%
Charges for Services								

CITY OF DARIEN
Statement of Revenues and Expenditures - Revenue
Revenue
General Fund
From 9/1/2013 Through 9/30/2013

		Current Period Actual	Current Period Budget	Current Year Actual	YTD Budget	Total Budget	Total Budget Variance	Percent Total Budget Remaining
Inspections/Tap on/Permits	3320	25.00	0.00	75.00	0.00	0.00	(75.00)	0.00%
Total Charges for Services		25.00	0.00	75.00	0.00	0.00	75.00	0.00%
Intergovernmental								
State Income Tax	3410	196,079.64	174,847.50	1,022,444.77	874,237.50	2,098,170.00	1,075,725.23	51.26%
Local Use Tax	3420	36,082.47	29,448.00	144,382.36	147,240.00	353,376.00	208,993.64	59.14%
Sales Taxes	3430	446,841.34	408,333.33	2,105,008.59	2,041,666.65	4,900,000.00	2,794,991.41	57.04%
Total Intergovernmental		679,003.45	612,628.83	3,271,835.72	3,063,144.15	7,351,546.00	(4,079,710.28)	55.49%
Other Revenue								
Interest Income	3510	782.42	833.33	3,791.12	4,166.65	10,000.00	6,208.88	62.08%
Gain/Loss on Investment	3515	17.33	0.00	2.39	0.00	0.00	(2.39)	0.00%
Water Share Expense	3520	20,833.34	20,833.33	104,166.70	104,166.65	250,000.00	145,833.30	58.33%
Police Report/Prints	3534	1,060.00	333.33	2,870.00	1,666.65	4,000.00	1,130.00	28.25%
Reimbursement-Rear Yard Drain	3541	999.99	0.00	7,871.69	0.00	0.00	(7,871.69)	0.00%
Street Recon Prog - Reimb	3550	0.00	0.00	78,718.28	0.00	0.00	(78,718.28)	0.00%
Grants	3560	371.77	0.00	3,480.42	0.00	0.00	(3,480.42)	0.00%
Rents	3561	31,902.90	19,941.83	249,465.58	99,709.15	239,302.00	(10,163.58)	(4.24)%
Other Reimbursements	3562	7,506.74	7,083.33	71,271.95	35,416.65	85,000.00	13,728.05	16.15%
Residential Concrete Reimb	3563	23,955.54	0.00	75,468.29	0.00	0.00	(75,468.29)	0.00%
Mail Box Reimbursement Program	3569	389.60	0.00	1,446.44	0.00	0.00	(1,446.44)	0.00%
Sales of Wood Chips	3572	615.00	0.00	3,790.00	0.00	0.00	(3,790.00)	0.00%
Sale of Equipment	3575	148.99	1,250.00	2,506.99	6,250.00	15,000.00	12,493.01	83.28%
Miscellaneous Revenue	3580	660.10	9,583.33	4,491.01	47,916.65	115,000.00	110,508.99	96.09%
Transfer from Other Funds	3612	0.00	0.00	145,901.51	0.00	0.00	(145,901.51)	0.00%
Total Other Revenue		89,243.72	59,858.48	755,242.37	299,292.40	718,302.00	36,940.37	(5.14)%
Total Revenue		1,571,690.17	1,383,453.98	6,759,371.57	5,658,769.90	12,322,730.00	(5,563,358.43)	45.15%

CITY OF DARIEN
Statement of Revenues and Expenditures - Revenue
Revenue
Water Fund
From 9/1/2013 Through 9/30/2013

	Current Period Actual	Current Period Budget	Current Year Actual	YTD Budget	Total Budget	Total Budget Variance	Percent Total Budget Remaining
Revenue							
Charges for Services							
Water Sales	3310 0.00	0.00	1,770,427.28	2,106,190.00	6,318,567.00	4,548,139.72	71.98%
Inspections/Tap on/Permits	3320 2,162.42	0.00	6,827.10	2,000.00	4,000.00	(2,827.10)	(70.67)%
Sale of Meters	3325 450.00	291.67	1,275.00	1,458.35	3,500.00	2,225.00	63.57%
Other Water Sales	3390 0.00	375.00	3,010.20	1,875.00	4,500.00	1,489.80	33.10%
Total Charges for Services	2,612.42	666.67	1,781,539.58	2,111,523.35	6,330,567.00	(4,549,027.42)	71.86%
Other Revenue							
Interest Income	3510 853.86	333.33	2,955.74	1,666.65	4,000.00	1,044.26	26.10%
Total Other Revenue	853.86	333.33	2,955.74	1,666.65	4,000.00	(1,044.26)	26.11%
Total Revenue	3,466.28	1,000.00	1,784,495.32	2,113,190.00	6,334,567.00	(4,550,071.68)	71.83%

CITY OF DARIEN
Statement of Revenues and Expenditures - Revenue
Revenue
Motor Fuel Tax
From 9/1/2013 Through 9/30/2013

	Current Period Actual	Current Period Budget	Current Year Actual	YTD Budget	Total Budget	Total Budget Variance	Percent Total Budget Remaining
Revenue							
Intergovernmental							
MFT Allotment	3440 53,094.63	43,251.75	231,001.99	216,258.75	519,021.00	288,019.01	55.49%
Total Intergovernmental	53,094.63	43,251.75	231,001.99	216,258.75	519,021.00	(288,019.01)	55.49%
Other Revenue							
Interest Income	3510 242.41	0.00	1,212.03	0.00	0.00	(1,212.03)	0.00%
Total Other Revenue	242.41	0.00	1,212.03	0.00	0.00	1,212.03	0.00%
Total Revenue	53,337.04	43,251.75	232,214.02	216,258.75	519,021.00	(286,806.98)	55.26%

CITY OF DARIEN
Statement of Revenues and Expenditures - Revenue
Revenue
Impact Fee Agency Fund
From 9/1/2013 Through 9/30/2013

	Current Period Actual	Current Period Budget	Current Year Actual	YTD Budget	Total Budget	Total Budget Variance	Percent Total Budget Remaining	
Revenue								
Other Revenue								
Interest Income	3510	10.07	0.00	52.40	0.00	0.00	(52.40)	0.00%
Total Other Revenue	10.07	0.00	52.40	0.00	0.00	52.40	0.00%	
Total Revenue	10.07	0.00	52.40	0.00	0.00	52.40	0.00%	

CITY OF DARIEN
Statement of Revenues and Expenditures - Revenue
Revenue
Special Service Area Tax Fund
From 9/1/2013 Through 9/30/2013

	Current Period Actual	Current Period Budget	Current Year Actual	YTD Budget	Total Budget	Total Budget Variance	Percent Total Budget Remaining
Revenue							
Taxes							
Real Estate Taxes - Current	3110 2,176.49	416.67	4,856.06	2,083.35	5,000.00	143.94	2.87%
Total Taxes	2,176.49	416.67	4,856.06	2,083.35	5,000.00	(143.94)	2.88%
Other Revenue							
Interest Income	3510 8.85	0.00	41.49	0.00	0.00	(41.49)	0.00%
Total Other Revenue	8.85	0.00	41.49	0.00	0.00	41.49	0.00%
Total Revenue	2,185.34	416.67	4,897.55	2,083.35	5,000.00	(102.45)	2.05%

CITY OF DARIEN
Statement of Revenues and Expenditures - Revenue
Revenue
Drug Forfeiture Fund
From 9/1/2013 Through 9/30/2013

	Current Period Actual	Current Period Budget	Current Year Actual	YTD Budget	Total Budget	Total Budget Variance	Percent Total Budget Remaining
Revenue							
Other Revenue							
Interest Income	3510 4.68	0.00	22.90	0.00	0.00	(22.90)	0.00%
Total Other Revenue	4.68	0.00	22.90	0.00	0.00	22.90	0.00%
Total Revenue	4.68	0.00	22.90	0.00	0.00	22.90	0.00%

CITY OF DARIEN
Statement of Revenues and Expenditures - Revenue
Revenue
Water Depreciation Fund
From 9/1/2013 Through 9/30/2013

	Current Period Actual	Current Period Budget	Current Year Actual	YTD Budget	Total Budget	Total Budget Variance	Percent Total Budget Remaining	
Revenue								
Other Revenue								
Interest Income	3510	400.28	0.00	2,516.05	0.00	0.00	(2,516.05)	0.00%
Gain/Loss on Investment	3515	7.43	0.00	1.02	0.00	0.00	(1.02)	0.00%
Other Reimbursements	3562	58,500.00	0.00	58,500.00	0.00	0.00	(58,500.00)	0.00%
Total Other Revenue	<u>58,907.71</u>	<u>0.00</u>	<u>61,017.07</u>	<u>0.00</u>	<u>0.00</u>	<u>61,017.07</u>	<u>0.00%</u>	
Total Revenue	58,907.71	0.00	61,017.07	0.00	0.00	61,017.07	0.00%	

CITY OF DARIEN
Statement of Revenues and Expenditures - Revenue
Revenue
Drug Seizures Fund
From 9/1/2013 Through 9/30/2013

	Current Period Actual	Current Period Budget	Current Year Actual	YTD Budget	Total Budget	Total Budget Variance	Percent Total Budget Remaining
Revenue							
Other Revenue							
Interest Income	3510 18.15	0.00	92.54	0.00	0.00	(92.54)	0.00%
Total Other Revenue	18.15	0.00	92.54	0.00	0.00	92.54	0.00%
Total Revenue	18.15	0.00	92.54	0.00	0.00	92.54	0.00%

CITY OF DARIEN
Statement of Revenues and Expenditures - Revenue
Revenue
Capital Improvement Fund
From 9/1/2013 Through 9/30/2013

		Current Period Actual	Current Period Budget	Current Year Actual	YTD Budget	Total Budget	Total Budget Variance	Percent Total Budget Remaining
Revenue								
Taxes								
Real Estate Taxes - Current	3110	88,472.46	100,000.00	195,491.33	202,320.00	202,320.00	6,828.67	3.37%
Total Taxes		88,472.46	100,000.00	195,491.33	202,320.00	202,320.00	(6,828.67)	3.38%
Other Revenue								
Interest Income	3510	3,543.01	833.33	20,706.60	4,166.65	10,000.00	(10,706.60)	(107.06)%
Residential Concrete Reimb	3563	0.00	0.00	0.00	37,500.00	37,500.00	37,500.00	100.00%
Transfer from Other Funds	3612	0.00	0.00	2,900,000.00	2,900,000.00	2,900,000.00	0.00	0.00%
Total Other Revenue		3,543.01	833.33	2,920,706.60	2,941,666.65	2,947,500.00	(26,793.40)	0.91%
Total Revenue		92,015.47	100,833.33	3,116,197.93	3,143,986.65	3,149,820.00	(33,622.07)	1.07%

CITY OF DARIEN
Statement of Revenues and Expenditures - Revenue
Revenue
Debt Service Fund
From 9/1/2013 Through 9/30/2013

	Current Period Actual	Current Period Budget	Current Year Actual	YTD Budget	Total Budget	Total Budget Variance	Percent Total Budget Remaining
Revenue							
Taxes							
Real Estate Taxes - Current	3110 217,945.19	220,000.00	481,579.24	468,000.00	498,400.00	16,820.76	3.37%
Total Taxes	217,945.19	220,000.00	481,579.24	468,000.00	498,400.00	(16,820.76)	3.37%
Other Revenue							
Interest Income	3510 140.53	0.00	417.03	0.00	0.00	(417.03)	0.00%
Total Other Revenue	140.53	0.00	417.03	0.00	0.00	417.03	0.00%
Total Revenue	218,085.72	220,000.00	481,996.27	468,000.00	498,400.00	(16,403.73)	3.29%

CITY OF DARIEN
Statement of Revenues and Expenditures - Revenue
Business District
General Fund
From 9/1/2013 Through 9/30/2013

	Current Period Actual	Current Period Budget	Current Year Actual	YTD Budget	Total Budget	Total Budget Variance	Percent Total Budget Remaining
Revenue							
Other Revenue							
Rents	3561 10,600.00	11,916.67	60,810.00	59,583.35	143,000.00	82,190.00	57.47%
Maintenance - Reimbursable	3567 261.50	875.00	1,335.75	4,375.00	10,500.00	9,164.25	87.27%
Operations Revenue	3576 0.00	0.00	2,081.76	0.00	0.00	(2,081.76)	0.00%
Total Other Revenue	<u>10,861.50</u>	<u>12,791.67</u>	<u>64,227.51</u>	<u>63,958.35</u>	<u>153,500.00</u>	<u>(89,272.49)</u>	<u>58.16%</u>
Total Revenue	10,861.50	12,791.67	64,227.51	63,958.35	153,500.00	(89,272.49)	58.16%

CITY OF DARIEN
Statement of Revenues and Expenditures - Expenditures
General Fund
Administration
From 9/1/2013 Through 9/30/2013

		Current Period Actual	Current Period Budget	Current Year Actual	YTD Budget	Total Budget	Total Budget Variance	Percent Total Budget Remaining
Expenditures								
Salaries								
Salaries	4010	35,141.24	36,092.00	204,188.28	198,506.00	469,194.00	265,005.72	56.48%
Overtime	4030	0.00	166.67	0.00	833.35	2,000.00	2,000.00	100.00%
Total Salaries		<u>35,141.24</u>	<u>36,258.67</u>	<u>204,188.28</u>	<u>199,339.35</u>	<u>471,194.00</u>	<u>267,005.72</u>	<u>56.67%</u>
Benefits								
Social Security	4110	1,473.73	2,071.60	12,063.02	11,393.80	26,931.00	14,867.98	55.20%
Medicare	4111	513.02	525.52	2,972.20	2,890.36	6,832.00	3,859.80	56.49%
I.M.R.F.	4115	5,184.94	5,132.38	28,457.10	28,228.09	66,721.00	38,263.90	57.34%
Medical/Life Insurance	4120	5,179.21	5,300.67	25,620.51	26,503.35	63,608.00	37,987.49	59.72%
Supplemental Pensions	4135	1,937.06	1,998.67	10,653.83	9,993.35	23,984.00	13,330.17	55.57%
Total Benefits		<u>14,287.96</u>	<u>15,028.84</u>	<u>79,766.66</u>	<u>79,008.95</u>	<u>188,076.00</u>	<u>108,309.34</u>	<u>57.59%</u>
Materials and Supplies								
Dues and Subscriptions	4213	98.00	250.00	1,222.37	1,250.00	3,000.00	1,777.63	59.25%
Liability Insurance	4219	0.00	1,666.67	858.25	8,333.35	51,623.00	50,764.75	98.33%
Legal Notices	4221	840.00	666.67	1,443.72	3,333.35	8,000.00	6,556.28	81.95%
Maintenance - Building	4223	0.00	700.00	107.42	3,500.00	8,400.00	8,292.58	98.72%
Maintenance - Equipment	4225	0.00	1,066.67	1,454.20	5,333.35	12,800.00	11,345.80	88.63%
Maintenance - Grounds	4227	50.67	583.33	1,114.35	2,916.65	7,000.00	5,885.65	84.08%
Postage/Mailings	4233	200.00	433.33	1,764.24	2,166.65	5,200.00	3,435.76	66.07%
Printing and Forms	4235	0.00	333.33	854.50	1,666.65	4,000.00	3,145.50	78.63%
Public Relations	4239	194.40	2,458.33	6,484.94	12,291.65	29,500.00	23,015.06	78.01%
Rent - Equipment	4243	585.00	200.00	1,170.00	1,000.00	2,400.00	1,230.00	51.25%
Supplies - Office	4253	194.26	833.33	1,792.23	4,166.65	10,000.00	8,207.77	82.07%
Supplies - Other	4257	0.00	41.67	0.00	208.35	500.00	500.00	100.00%
Training and Education	4263	0.00	375.00	398.00	1,875.00	4,500.00	4,102.00	91.15%
Travel/Meetings	4265	55.00	166.67	55.00	833.35	2,000.00	1,945.00	97.25%
Telephone	4267	5,565.54	5,250.00	16,996.70	26,250.00	63,000.00	46,003.30	73.02%
Utilities (Elec,Gas,Wtr,Sewer)	4271	118.38	291.67	448.58	1,458.35	3,500.00	3,051.42	87.18%
Vehicle (Gas and Oil)	4273	367.52	658.33	1,248.42	3,291.65	7,900.00	6,651.58	84.19%
ESDA	4279	0.00	166.67	370.80	833.35	2,000.00	1,629.20	81.46%
Total Materials and Supplies		<u>8,268.77</u>	<u>16,141.67</u>	<u>37,783.72</u>	<u>80,708.35</u>	<u>225,323.00</u>	<u>187,539.28</u>	<u>83.23%</u>

CITY OF DARIEN
Statement of Revenues and Expenditures - Expenditures
General Fund
Administration
From 9/1/2013 Through 9/30/2013

		Current Period Actual	Current Period Budget	Current Year Actual	YTD Budget	Total Budget	Total Budget Variance	Percent Total Budget Remaining
Contractual								
Audit	4320	0.00	3,275.00	12,775.00	12,775.00	12,775.00	0.00	0.00%
Consulting/Professional	4325	4,793.95	7,448.08	22,345.02	37,240.40	89,377.00	67,031.98	74.99%
Conslt/Prof Reimbursable	4328	596.08	0.00	596.08	0.00	0.00	(596.08)	0.00%
Contingency	4330	3,029.16	833.33	7,231.68	4,166.65	10,000.00	2,768.32	27.68%
Janitorial Service	4345	1,182.00	1,375.00	5,910.00	6,875.00	16,500.00	10,590.00	64.18%
Total Contractual		<u>9,601.19</u>	<u>12,931.41</u>	<u>48,857.78</u>	<u>61,057.05</u>	<u>128,652.00</u>	<u>79,794.22</u>	<u>62.02%</u>
Other Charges								
Transfer to Other Funds	4605	0.00	0.00	2,900,000.00	0.00	0.00	(2,900,000.00)	0.00%
Total Other Charges		<u>0.00</u>	<u>0.00</u>	<u>2,900,000.00</u>	<u>0.00</u>	<u>0.00</u>	<u>(2,900,000.00)</u>	<u>0.00%</u>
Capital Outlay								
Equipment	4815	0.00	0.00	469.00	14,000.00	14,000.00	13,531.00	96.65%
Total Capital Outlay		<u>0.00</u>	<u>0.00</u>	<u>469.00</u>	<u>14,000.00</u>	<u>14,000.00</u>	<u>13,531.00</u>	<u>96.65%</u>
Total Expenditures		<u>67,299.16</u>	<u>80,360.59</u>	<u>3,271,065.44</u>	<u>434,113.70</u>	<u>1,027,245.00</u>	<u>(2,243,820.44)</u>	<u>(218.43)%</u>
Total		(67,299.16)	(80,360.59)	(3,271,065.44)	(434,113.70)	(1,027,245.00)	2,243,820.44	0.00%

CITY OF DARIEN
Statement of Revenues and Expenditures - Expenditures
General Fund
City Council
From 9/1/2013 Through 9/30/2013

		Current Period Actual	Current Period Budget	Current Year Actual	YTD Budget	Total Budget	Total Budget Variance	Percent Total Budget Remaining
Expenditures								
Salaries								
Salaries	4010	3,562.50	3,562.50	17,812.50	17,812.50	42,750.00	24,937.50	58.33%
Total Salaries		3,562.50	3,562.50	17,812.50	17,812.50	42,750.00	24,937.50	58.33%
Benefits								
Social Security	4110	220.88	220.83	1,104.38	1,104.15	2,650.00	1,545.62	58.32%
Medicare	4111	51.67	51.67	258.37	258.35	620.00	361.63	58.32%
Total Benefits		272.55	272.50	1,362.75	1,362.50	3,270.00	1,907.25	58.33%
Materials and Supplies								
Boards and Commissions	4205	219.00	208.33	438.00	1,041.65	2,500.00	2,062.00	82.48%
Cable Operations	4206	0.00	208.33	0.00	1,041.65	2,500.00	2,500.00	100.00%
Dues and Subscriptions	4213	65.00	0.00	65.00	100.00	100.00	35.00	35.00%
Liability Insurance	4219	1,001.30	3,000.00	11,145.87	15,000.00	42,806.00	31,660.13	73.96%
Public Relations	4239	0.00	500.00	0.00	2,000.00	2,000.00	2,000.00	100.00%
Training and Education	4263	0.00	0.00	0.00	500.00	1,000.00	1,000.00	100.00%
Travel/Meetings	4265	0.00	0.00	20.00	0.00	0.00	(20.00)	0.00%
Total Materials and Supplies		1,285.30	3,916.66	11,668.87	19,683.30	50,906.00	39,237.13	77.08%
Contractual								
Consulting/Professional	4325	0.00	0.00	2,065.00	0.00	0.00	(2,065.00)	0.00%
Total Contractual		0.00	0.00	2,065.00	0.00	0.00	(2,065.00)	0.00%
Total Expenditures		5,120.35	7,751.66	32,909.12	38,858.30	96,926.00	64,016.88	66.05%
Total		(5,120.35)	(7,751.66)	(32,909.12)	(38,858.30)	(96,926.00)	(64,016.88)	0.00%

CITY OF DARIEN
Statement of Revenues and Expenditures - Expenditures
General Fund
Community Development
From 9/1/2013 Through 9/30/2013

		Current Period Actual	Current Period Budget	Current Year Actual	YTD Budget	Total Budget	Total Budget Variance	Percent Total Budget Remaining
Expenditures								
Salaries								
Salaries	4010	21,105.20	21,782.52	119,979.92	119,803.86	283,173.00	163,193.08	57.63%
Overtime	4030	0.00	100.00	0.00	500.00	500.00	500.00	100.00%
Total Salaries		21,105.20	21,882.52	119,979.92	120,303.86	283,673.00	163,693.08	57.70%
Benefits								
Social Security	4110	1,260.59	1,264.22	7,201.11	6,953.35	16,435.00	9,233.89	56.18%
Medicare	4111	294.82	318.06	1,684.16	1,749.33	4,135.00	2,450.84	59.27%
I.M.R.F.	4115	2,988.50	3,365.08	16,120.04	16,825.40	40,381.00	24,260.96	60.08%
Medical/Life Insurance	4120	3,293.32	3,348.17	16,280.36	16,740.85	40,178.00	23,897.64	59.47%
Supplemental Pensions	4135	184.60	300.00	1,107.60	1,500.00	3,600.00	2,492.40	69.23%
Total Benefits		8,021.83	8,595.53	42,393.27	43,768.93	104,729.00	62,335.73	59.52%
Materials and Supplies								
Boards and Commissions	4205	0.00	200.00	390.00	1,000.00	2,400.00	2,010.00	83.75%
Dues and Subscriptions	4213	0.00	54.17	470.00	270.85	650.00	180.00	27.69%
Liability Insurance	4219	210.00	1,916.67	315.00	9,583.35	46,568.00	46,253.00	99.32%
Maintenance - Vehicles	4229	0.00	100.00	222.50	500.00	1,200.00	977.50	81.45%
Printing and Forms	4235	135.00	220.08	711.50	1,100.40	2,641.00	1,929.50	73.05%
Supplies - Office	4253	0.00	37.50	0.00	187.50	450.00	450.00	100.00%
Training and Education	4263	0.00	0.00	179.00	0.00	500.00	321.00	64.20%
Travel/Meetings	4265	0.00	16.67	0.00	83.35	200.00	200.00	100.00%
Vehicle (Gas and Oil)	4273	143.60	166.67	348.04	833.35	2,000.00	1,651.96	82.59%
Total Materials and Supplies		488.60	2,711.76	2,636.04	13,558.80	56,609.00	53,972.96	95.34%
Contractual								
Consulting/Professional	4325	3,150.00	2,625.00	9,378.50	13,125.00	31,500.00	22,121.50	70.22%
Conslt/Prof Reimbursable	4328	7,247.76	4,033.33	49,420.38	22,166.65	50,400.00	979.62	1.94%
Total Contractual		10,397.76	6,658.33	58,798.88	35,291.65	81,900.00	23,101.12	28.21%
Total Expenditures		40,013.39	39,848.14	223,808.11	212,923.24	526,911.00	303,102.89	57.52%
Total		(40,013.39)	(39,848.14)	(223,808.11)	(212,923.24)	(526,911.00)	(303,102.89)	0.00%

CITY OF DARIEN
Statement of Revenues and Expenditures - Expenditures
General Fund
Public Works, Streets
From 9/1/2013 Through 9/30/2013

		Current Period Actual	Current Period Budget	Current Year Actual	YTD Budget	Total Budget	Total Budget Variance	Percent Total Budget Remaining
Expenditures								
Salaries								
Salaries	4010	42,673.02	38,603.14	256,139.82	212,317.27	501,841.00	245,701.18	48.95%
Overtime	4030	3,994.59	6,250.00	29,161.32	31,250.00	75,000.00	45,838.68	61.11%
Total Salaries		46,667.61	44,853.14	285,301.14	243,567.27	576,841.00	291,539.86	50.54%
Benefits								
Social Security	4110	4,290.71	4,420.30	25,714.74	24,311.65	57,464.00	31,749.26	55.25%
Medicare	4111	1,003.46	1,033.76	6,013.92	5,685.68	13,439.00	7,425.08	55.25%
I.M.R.F.	4115	10,009.62	10,124.92	50,981.88	50,624.60	121,499.00	70,517.12	58.03%
Medical/Life Insurance	4120	11,765.85	13,460.67	56,301.46	67,303.35	161,528.00	105,226.54	65.14%
Supplemental Pensions	4135	276.90	208.33	1,338.35	1,041.65	2,500.00	1,161.65	46.46%
Total Benefits		27,346.54	29,247.98	140,350.35	148,966.93	356,430.00	216,079.65	60.62%
Materials and Supplies								
Liability Insurance	4219	409.20	1,745.33	2,535.96	8,726.65	63,073.00	60,537.04	95.97%
Maintenance - Building	4223	8,568.83	11,069.67	17,609.98	55,348.35	132,836.00	115,226.02	86.74%
Maintenance - Equipment	4225	5,493.96	1,920.83	16,346.33	9,604.15	23,050.00	6,703.67	29.08%
Maintenance - Vehicles	4229	1,628.08	2,166.67	17,013.71	10,833.35	26,000.00	8,986.29	34.56%
Postage/Mailings	4233	0.00	83.33	469.99	416.65	1,000.00	530.01	53.00%
Rent - Equipment	4243	0.00	1,970.83	19,605.98	9,854.15	23,650.00	4,044.02	17.09%
Supplies - Office	4253	0.00	341.67	587.46	1,708.35	4,100.00	3,512.54	85.67%
Supplies - Other	4257	903.53	3,480.00	15,471.73	17,400.00	41,760.00	26,288.27	62.95%
Small Tools & Equipment	4259	37.98	466.67	4,783.26	2,333.35	5,600.00	816.74	14.58%
Training and Education	4263	240.00	714.58	419.95	3,572.90	8,575.00	8,155.05	95.10%
Uniforms	4269	0.00	537.17	950.55	2,685.85	6,446.00	5,495.45	85.25%
Utilities (Elec,Gas,Wtr,Sewer)	4271	27.82	258.33	184.83	1,291.65	3,100.00	2,915.17	94.03%
Vehicle (Gas and Oil)	4273	6,546.89	6,897.92	22,695.30	34,489.60	82,775.00	60,079.70	72.58%
Total Materials and Supplies		23,856.29	31,653.00	118,675.03	158,265.00	421,965.00	303,289.97	71.88%
Contractual								
Consulting/Professional	4325	162.50	333.33	4,840.65	1,666.65	4,000.00	(840.65)	(21.01)%
Forestry	4350	750.24	3,942.83	24,400.33	19,714.15	47,314.00	22,913.67	48.42%
Landfill	4352	0.00	0.00	109.95	0.00	0.00	(109.95)	0.00%
Street Light Oper & Maint.	4359	4,453.54	8,033.33	17,219.23	40,166.65	96,400.00	79,180.77	82.13%

CITY OF DARIEN
Statement of Revenues and Expenditures - Expenditures
General Fund
Public Works, Streets
From 9/1/2013 Through 9/30/2013

		Current Period Actual	Current Period Budget	Current Year Actual	YTD Budget	Total Budget	Total Budget Variance	Percent Total Budget Remaining
Mosquito Abatement	4365	0.00	22,114.00	40,887.00	42,114.00	42,114.00	1,227.00	2.91%
Street Sweeping	4373	0.00	7,168.60	10,040.00	35,843.00	35,843.00	25,803.00	71.98%
Drainage Projects	4374	2,913.52	0.00	17,940.13	34,500.00	34,500.00	16,559.87	47.99%
Tree Trim/Removal	4375	5,542.50	0.00	20,507.50	0.00	120,800.00	100,292.50	83.02%
Total Contractual		13,822.30	41,592.09	135,944.79	174,004.45	380,971.00	245,026.21	64.32%
Capital Outlay								
Residential Concrete Program	4381	0.00	0.00	41,247.75	0.00	0.00	(41,247.75)	0.00%
Equipment	4815	0.00	11,250.00	112,200.00	56,250.00	135,000.00	22,800.00	16.88%
Street Recon Rehab-Reimb	4856	0.00	0.00	79,330.68	0.00	0.00	(79,330.68)	0.00%
Total Capital Outlay		0.00	11,250.00	232,778.43	56,250.00	135,000.00	(97,778.43)	(72.43)%
Total Expenditures		111,692.74	158,596.21	913,049.74	781,053.65	1,871,207.00	958,157.26	51.21%
Total		(111,692.74)	(158,596.21)	(913,049.74)	(781,053.65)	(1,871,207.00)	(958,157.26)	0.00%

CITY OF DARIEN
Statement of Revenues and Expenditures - Expenditures
General Fund
Police Department
From 9/1/2013 Through 9/30/2013

		Current Period Actual	Current Period Budget	Current Year Actual	YTD Budget	Total Budget	Total Budget Variance	Percent Total Budget Remaining
Expenditures								
Salaries								
Salaries	4010	33,450.33	32,615.30	179,605.22	179,384.15	423,999.00	244,393.78	57.64%
Salaries - Officers	4020	241,715.76	255,512.76	1,345,534.57	1,405,320.18	3,321,666.00	1,976,131.43	59.49%
Overtime	4030	51,551.30	38,395.83	247,534.86	191,979.15	460,750.00	213,215.14	46.27%
Total Salaries		326,717.39	326,523.89	1,772,674.65	1,776,683.48	4,206,415.00	2,433,740.35	57.86%
Benefits								
Social Security	4110	2,063.67	1,886.84	11,278.62	10,377.70	24,529.00	13,250.38	54.01%
Medicare	4111	4,294.99	3,853.52	22,662.51	21,194.36	50,096.00	27,433.49	54.76%
I.M.R.F.	4115	4,394.14	6,178.83	26,327.20	30,894.15	74,146.00	47,818.80	64.49%
Medical/Life Insurance	4120	35,325.49	42,958.33	181,990.24	214,791.65	515,500.00	333,509.76	64.69%
Police Pension	4130	487,677.89	500,000.00	1,077,589.22	1,000,000.00	1,115,282.00	37,692.78	3.37%
Supplemental Pensions	4135	3,392.80	4,166.67	19,011.40	20,833.35	50,000.00	30,988.60	61.97%
Total Benefits		537,148.98	559,044.19	1,338,859.19	1,298,091.21	1,829,553.00	490,693.81	26.82%
Materials and Supplies								
Animal Control	4201	70.00	166.67	485.00	833.35	2,000.00	1,515.00	75.75%
Auxiliary Police	4203	0.00	666.67	255.03	3,333.35	8,000.00	7,744.97	96.81%
Boards and Commissions	4205	0.00	541.67	1,309.00	2,708.35	6,500.00	5,191.00	79.86%
Dues and Subscriptions	4213	50.00	333.33	327.97	1,666.65	4,000.00	3,672.03	91.80%
Investigation and Equipment	4217	281.79	4,801.25	1,867.49	24,006.25	57,615.00	55,747.51	96.75%
Liability Insurance	4219	6,881.32	5,266.67	18,536.14	26,333.35	219,314.00	200,777.86	91.54%
Maintenance - Equipment	4225	197.00	1,283.33	4,802.10	6,416.65	15,400.00	10,597.90	68.81%
Maintenance - Vehicles	4229	7,653.39	2,566.67	23,570.40	12,833.35	30,800.00	7,229.60	23.47%
Postage/Mailings	4233	0.00	350.00	1,151.13	1,750.00	4,200.00	3,048.87	72.59%
Printing and Forms	4235	949.28	333.33	949.28	1,666.65	4,000.00	3,050.72	76.26%
Public Relations	4239	2,402.23	416.67	2,583.69	2,083.35	5,000.00	2,416.31	48.32%
Rent - Equipment	4243	500.00	14,362.08	165,837.88	71,810.40	172,345.00	6,507.12	3.77%
Supplies - Office	4253	336.86	500.00	1,713.40	2,500.00	6,000.00	4,286.60	71.44%
Training and Education	4263	0.00	2,617.50	8,459.00	13,087.50	31,410.00	22,951.00	73.06%
Travel/Meetings	4265	1,190.38	841.67	5,061.57	4,208.35	10,100.00	5,038.43	49.88%
Telephone	4267	1,132.91	1,058.33	3,766.24	5,291.65	12,700.00	8,933.76	70.34%
Uniforms	4269	5,543.88	3,008.33	19,398.68	15,041.65	36,100.00	16,701.32	46.26%

CITY OF DARIEN
Statement of Revenues and Expenditures - Expenditures
General Fund
Police Department
From 9/1/2013 Through 9/30/2013

		Current Period Actual	Current Period Budget	Current Year Actual	YTD Budget	Total Budget	Total Budget Variance	Percent Total Budget Remaining
Utilities (Elec,Gas,Wtr,Sewer)	4271	156.73	583.33	1,085.20	2,916.65	7,000.00	5,914.80	84.49%
Vehicle (Gas and Oil)	4273	9,664.61	11,333.33	31,684.25	56,666.65	136,000.00	104,315.75	76.70%
Total Materials and Supplies		37,010.38	51,030.83	292,843.45	255,154.15	768,484.00	475,640.55	61.89%
Contractual								
Consulting/Professional	4325	360.24	30,068.58	183,959.19	150,342.90	360,623.00	176,663.81	48.98%
Dumeg/Fiat/Child Center	4337	3,500.00	2,056.67	24,680.00	10,283.35	24,680.00	0.00	0.00%
Total Contractual		3,860.24	32,125.25	208,639.19	160,626.25	385,303.00	176,663.81	45.85%
Capital Outlay								
Equipment	4815	0.00	733.33	2,498.00	3,666.65	8,800.00	6,302.00	71.61%
Total Capital Outlay		0.00	733.33	2,498.00	3,666.65	8,800.00	6,302.00	71.61%
Total Expenditures		904,736.99	969,457.49	3,615,514.48	3,494,221.74	7,198,555.00	3,583,040.52	49.77%
Total		(904,736.99)	(969,457.49)	(3,615,514.48)	(3,494,221.74)	(7,198,555.00)	(3,583,040.52)	0.00%

CITY OF DARIEN
Statement of Revenues and Expenditures - Expenditures
General Fund
Business District
From 9/1/2013 Through 9/30/2013

		Current Period Actual	Current Period Budget	Current Year Actual	YTD Budget	Total Budget	Total Budget Variance	Percent Total Budget Remaining
Expenditures								
Materials and Supplies								
Liability Insurance	4219	0.00	0.00	0.00	0.00	4,410.00	4,410.00	100.00%
Maintenance - Equipment	4225	0.00	1,458.33	2,642.70	7,291.65	17,500.00	14,857.30	84.89%
Maintenance - Grounds	4227	87.28	3,416.67	234.56	17,083.35	41,000.00	40,765.44	99.42%
Utilities (Elec, Gas, Wtr, Sewer)	4271	634.34	833.33	3,234.73	4,166.65	10,000.00	6,765.27	67.65%
Total Materials and Supplies		<u>721.62</u>	<u>5,708.33</u>	<u>6,111.99</u>	<u>28,541.65</u>	<u>72,910.00</u>	<u>66,798.01</u>	<u>91.62%</u>
Total Expenditures		<u>721.62</u>	<u>5,708.33</u>	<u>6,111.99</u>	<u>28,541.65</u>	<u>72,910.00</u>	<u>66,798.01</u>	<u>91.62%</u>
Total		(721.62)	(5,708.33)	(6,111.99)	(28,541.65)	(72,910.00)	(66,798.01)	0.00%

CITY OF DARIEN
Statement of Revenues and Expenditures - Expenditures
Water Fund
Public Works, Water
From 9/1/2013 Through 9/30/2013

		Current Period Actual	Current Period Budget	Current Year Actual	YTD Budget	Total Budget	Total Budget Variance	Percent Total Budget Remaining
Expenditures								
Salaries								
Salaries	4010	34,230.95	34,871.14	190,399.39	191,791.45	453,325.00	262,925.61	57.99%
Overtime	4030	3,786.06	4,166.67	27,592.57	20,833.35	50,000.00	22,407.43	44.81%
Total Salaries		38,017.01	39,037.81	217,991.96	212,624.80	503,325.00	285,333.04	56.69%
Benefits								
Social Security	4110	2,245.39	2,638.92	11,829.11	14,514.10	34,306.00	22,476.89	65.51%
Medicare	4111	525.13	617.14	2,784.70	3,394.27	8,023.00	5,238.30	65.29%
I.M.R.F.	4115	5,096.64	5,962.67	23,647.38	29,813.35	71,552.00	47,904.62	66.95%
Medical/Life Insurance	4120	7,515.62	9,215.33	34,417.54	46,076.65	110,584.00	76,166.46	68.87%
Supplemental Pensions	4135	92.30	200.00	692.25	1,000.00	2,400.00	1,707.75	71.15%
Total Benefits		15,475.08	18,634.06	73,370.98	94,798.37	226,865.00	153,494.02	67.66%
Materials and Supplies								
Liability Insurance	4219	333.20	1,467.58	4,269.17	7,337.90	194,311.00	190,041.83	97.80%
Maintenance - Building	4223	1,211.69	5,230.83	34,635.43	26,154.15	62,770.00	28,134.57	44.82%
Maintenance - Equipment	4225	2,723.29	1,008.33	8,025.62	5,041.65	12,100.00	4,074.38	33.67%
Maintenance - Water System	4231	9,410.29	12,437.50	42,520.57	62,187.50	149,250.00	106,729.43	71.51%
Postage/Mailings	4233	18.04	83.33	48.04	416.65	1,000.00	951.96	95.19%
Quality Control	4241	581.60	1,365.83	2,954.78	6,829.15	16,390.00	13,435.22	81.97%
Service Charge	4251	20,833.34	20,833.34	104,166.70	104,166.70	250,000.00	145,833.30	58.33%
Supplies - Operation	4255	0.00	596.66	490.30	2,983.30	7,160.00	6,669.70	93.15%
Training and Education	4263	0.00	453.24	15.00	2,266.21	5,439.00	5,424.00	99.72%
Telephone	4267	982.17	895.75	2,886.31	4,478.75	10,749.00	7,862.69	73.14%
Uniforms	4269	0.00	258.33	411.10	1,291.65	3,100.00	2,688.90	86.73%
Utilities (Elec,Gas,Wtr,Sewer)	4271	2,758.16	4,068.75	9,699.98	20,343.75	48,825.00	39,125.02	80.13%
Vehicle (Gas and Oil)	4273	1,801.23	1,856.25	6,762.74	9,281.25	22,575.00	15,812.26	70.04%
Total Materials and Supplies		40,653.01	50,555.72	216,885.74	252,778.61	783,669.00	566,783.26	72.32%
Contractual								
Audit	4320	0.00	5,000.00	3,225.00	10,000.00	10,000.00	6,775.00	67.75%
Consulting/Professional	4325	0.00	1,083.33	2,050.50	5,416.65	13,000.00	10,949.50	84.22%
Leak Detection	4326	0.00	1,675.00	0.00	8,375.00	20,100.00	20,100.00	100.00%

CITY OF DARIEN
Statement of Revenues and Expenditures - Expenditures
Water Fund
Public Works, Water
From 9/1/2013 Through 9/30/2013

		Current Period Actual	Current Period Budget	Current Year Actual	YTD Budget	Total Budget	Total Budget Variance	Percent Total Budget Remaining
Data Processing	4336	0.00	12,694.00	50,503.75	63,470.00	152,328.00	101,824.25	66.84%
DuPage Water Commission	4340	406,039.50	329,276.75	1,397,402.00	1,646,383.75	3,951,321.00	2,553,919.00	64.63%
Total Contractual		406,039.50	349,729.08	1,453,181.25	1,733,645.40	4,146,749.00	2,693,567.75	64.96%
Capital Outlay								
Equipment	4815	0.00	6,000.00	14,000.00	30,000.00	72,000.00	58,000.00	80.55%
Water Meter Purchases	4880	7,440.00	2,083.33	7,440.00	10,416.65	25,000.00	17,560.00	70.24%
Total Capital Outlay		7,440.00	8,083.33	21,440.00	40,416.65	97,000.00	75,560.00	77.90%
Debt Service								
Debt Retire-Water Refunding	4950	0.00	0.00	8,181.13	108,896.00	308,896.00	300,714.87	97.35%
Total Debt Service		0.00	0.00	8,181.13	108,896.00	308,896.00	300,714.87	97.35%
Total Expenditures		507,624.60	466,040.00	1,991,051.06	2,443,159.83	6,066,504.00	4,075,452.94	67.18%
Total		(507,624.60)	(466,040.00)	(1,991,051.06)	(2,443,159.83)	(6,066,504.00)	(4,075,452.94)	0.00%

CITY OF DARIEN
Statement of Revenues and Expenditures - Expenditures
Motor Fuel Tax
MFT Expenses
From 9/1/2013 Through 9/30/2013

		Current Period Actual	Current Period Budget	Current Year Actual	YTD Budget	Total Budget	Total Budget Variance	Percent Total Budget Remaining
Expenditures								
Salaries								
Salaries	4010	25,000.00	25,000.00	125,000.00	125,000.00	300,000.00	175,000.00	58.33%
Total Salaries		25,000.00	25,000.00	125,000.00	125,000.00	300,000.00	175,000.00	58.33%
Materials and Supplies								
Road Material	4245	3,826.97	2,951.25	10,575.53	14,756.25	35,415.00	24,839.47	70.13%
Salt	4249	0.00	14,166.67	0.00	70,833.35	170,000.00	170,000.00	100.00%
Supplies - Other	4257	0.00	1,250.00	9,025.76	6,250.00	15,000.00	5,974.24	39.82%
Pavement Striping	4261	5,959.00	0.00	5,959.00	8,500.00	8,500.00	2,541.00	29.89%
Total Materials and Supplies		9,785.97	18,367.92	25,560.29	100,339.60	228,915.00	203,354.71	88.83%
Contractual								
Consulting/Professional	4325	18,660.00	0.00	40,695.00	50,000.00	50,000.00	9,305.00	18.61%
Total Contractual		18,660.00	0.00	40,695.00	50,000.00	50,000.00	9,305.00	18.61%
Total Expenditures		53,445.97	43,367.92	191,255.29	275,339.60	578,915.00	387,659.71	66.96%
Total		(53,445.97)	(43,367.92)	(191,255.29)	(275,339.60)	(578,915.00)	(387,659.71)	0.00%

CITY OF DARIEN
Statement of Revenues and Expenditures - Expenditures
Special Service Area Tax Fund
SSA Expenditures
From 9/1/2013 Through 9/30/2013

		Current Period Actual	Current Period Budget	Current Year Actual	YTD Budget	Total Budget	Total Budget Variance	Percent Total Budget Remaining
Expenditures								
Materials and Supplies								
Maintenance - Grounds	4227	0.00	0.00	0.00	3,900.00	3,900.00	3,900.00	100.00%
Total Materials and Supplies		0.00	0.00	0.00	3,900.00	3,900.00	3,900.00	100.00%
Contractual								
Consulting/Professional	4325	0.00	250.00	0.00	1,250.00	3,000.00	3,000.00	100.00%
Contingency	4330	0.00	1,500.00	0.00	1,500.00	1,500.00	1,500.00	100.00%
Total Contractual		0.00	1,750.00	0.00	2,750.00	4,500.00	4,500.00	100.00%
Total Expenditures		0.00	1,750.00	0.00	6,650.00	8,400.00	8,400.00	100.00%
Total		0.00	(1,750.00)	0.00	(6,650.00)	(8,400.00)	(8,400.00)	0.00%

CITY OF DARIEN
Statement of Revenues and Expenditures - Expenditures
Water Depreciation Fund
Depreciation Expenses
From 9/1/2013 Through 9/30/2013

		Current Period Actual	Current Period Budget	Current Year Actual	YTD Budget	Total Budget	Total Budget Variance	Percent Total Budget Remaining
Expenditures								
Capital Outlay								
Capital Improv-Infrastructure	4390	0.00	0.00	10,000.00	10,000.00	10,000.00	0.00	0.00%
Hydrant Painting	4391	35,520.00	41,000.00	35,520.00	41,000.00	41,000.00	5,480.00	13.36%
Capital Improvements	4810	0.00	0.00	41,900.00	70,000.00	70,000.00	28,100.00	40.14%
Total Capital Outlay		<u>35,520.00</u>	<u>41,000.00</u>	<u>87,420.00</u>	<u>121,000.00</u>	<u>121,000.00</u>	<u>33,580.00</u>	<u>27.75%</u>
Total Expenditures		<u>35,520.00</u>	<u>41,000.00</u>	<u>87,420.00</u>	<u>121,000.00</u>	<u>121,000.00</u>	<u>33,580.00</u>	<u>27.75%</u>
Total		(35,520.00)	(41,000.00)	(87,420.00)	(121,000.00)	(121,000.00)	(33,580.00)	0.00%

CITY OF DARIEN
Statement of Revenues and Expenditures - Expenditures
Darien Area Dispatch Center
Darien Area Dispatch
From 9/1/2013 Through 9/30/2013

	Current Period Actual	Current Period Budget	Current Year Actual	YTD Budget	Total Budget	Total Budget Variance	Percent Total Budget Remaining	
Expenditures								
Other Charges								
Transfer to Other Funds	4605	0.00	0.00	145,901.51	0.00	0.00	(145,901.51)	0.00%
Total Other Charges	0.00	0.00	145,901.51	0.00	0.00	(145,901.51)	0.00%	
Total Expenditures	0.00	0.00	145,901.51	0.00	0.00	(145,901.51)	0.00%	
Total	0.00	0.00	(145,901.51)	0.00	0.00	145,901.51	0.00%	

CITY OF DARIEN
Statement of Revenues and Expenditures - Expenditures
Capital Improvement Fund
Capital Fund Expenditures
From 9/1/2013 Through 9/30/2013

		Current Period Actual	Current Period Budget	Current Year Actual	YTD Budget	Total Budget	Total Budget Variance	Percent Total Budget Remaining
Expenditures								
Contractual								
Consulting/Professional	4325	0.00	0.00	0.00	45,500.00	45,500.00	45,500.00	100.00%
Total Contractual		0.00	0.00	0.00	45,500.00	45,500.00	45,500.00	100.00%
Capital Outlay								
Ditch Projects	4376	62,093.15	0.00	643,805.78	808,000.00	808,000.00	164,194.22	20.32%
Sidewalk Replacement Program	4380	0.00	0.00	17,259.25	71,800.00	71,800.00	54,540.75	75.96%
Crack Seal Program	4382	0.00	76,250.00	0.00	101,250.00	101,250.00	101,250.00	100.00%
Curb & Gutter Replacement Prog	4383	0.00	0.00	249,008.60	351,075.00	351,075.00	102,066.40	29.07%
Equipment	4815	16,796.00	0.00	83,432.72	100,000.00	210,000.00	126,567.28	60.27%
Street Reconstruction/Rehab	4855	0.00	32,000.00	1,295,902.10	1,427,405.00	1,427,405.00	131,502.90	9.21%
Total Capital Outlay		78,889.15	108,250.00	2,289,408.45	2,859,530.00	2,969,530.00	680,121.55	22.90%
Debt Service								
Debt Retire	4905	0.00	0.00	34,087.38	0.00	202,194.00	168,106.62	83.14%
Total Debt Service		0.00	0.00	34,087.38	0.00	202,194.00	168,106.62	83.14%
Total Expenditures		78,889.15	108,250.00	2,323,495.83	2,905,030.00	3,217,224.00	893,728.17	27.78%
Total		(78,889.15)	(108,250.00)	(2,323,495.83)	(2,905,030.00)	(3,217,224.00)	(893,728.17)	0.00%

CITY OF DARIEN
Statement of Revenues and Expenditures - Expenditures
Debt Service Fund
Debt Service Fund Expenditures
From 9/1/2013 Through 9/30/2013

		Current Period Actual	Current Period Budget	Current Year Actual	YTD Budget	Total Budget	Total Budget Variance	Percent Total Budget Remaining
Expenditures								
Debt Service								
Debt Service - Series 2007B	4951	0.00	0.00	86,837.50	208,400.00	498,400.00	411,562.50	82.57%
Total Debt Service		0.00	0.00	86,837.50	208,400.00	498,400.00	411,562.50	82.58%
Total Expenditures		0.00	0.00	86,837.50	208,400.00	498,400.00	411,562.50	82.58%
Total		0.00	0.00	(86,837.50)	(208,400.00)	(498,400.00)	(411,562.50)	0.00%

CITY OF DARIEN -- CASH RESERVES
September 30, 2013

FUND	FUND NAME	TOTAL
01	General Fund	\$ 1,755,102.14
02	Water Fund	\$ 615,383.25
03	MFT Fund	\$ 318,378.15
05	Impact Fees Fund	\$ 13,270.05
10	Special Service Area Tax Fund	\$ 13,829.16
11	Drug Forfeiture Fund	\$ 6,158.37
12	Water Depreciation Fund	\$ 546,323.16
16	Escrow Fund	\$ 25.87
18	Drug Seizure Fund	\$ 10,942.22
25	Capital Improvement Fund	\$ 4,676,626.17
35	Debt Service Fund	\$ 403,018.89
	TOTAL	\$ 8,359,057.43

Prior Month Cash Balance **\$ 8,175,525.26**

Bank Accounts and Interest Rates	Account Balances
Republic Bank Drug Forfeiture Account - 1.00%	\$ 11,990.82
Republic Bank Now Account - 1.00%	\$ 7,370,247.21
Republic Bank Operating Account	\$ 136,212.21
Republic Bank Payroll Account - Zero Balance Acct	\$ (13,090.26)
Illinois Funds Money Market Account - .010%	\$ 801,414.52
IMET Investment Fund - .34%	\$ 52,282.93
	TOTAL
	\$ 8,359,057.43

Market Value

Wells Fargo Collateral Statement **\$ 8,692,126**

AGENDA MEMO
City Council
Meeting Date: October 21, 2013

Issue Statement

Consideration of a motion to grant a waiver of the raffle license bond requirement for the Darien Woman's Club.

BACKUP

Background/History

The Darien Woman's Club has applied for a Class A Raffle License. They have also requested waiver of the bond requirement. The City regularly waives the bond requirement for qualified charitable organizations.

Staff/Committee Recommendation

It is recommended that the raffle license bond requirement for the Darien Woman's Club raffle be waived.

Alternate Consideration

Not approve waiver.

Decision Mode

This item will be placed on the October 21, 2013 City Council Agenda for formal consideration.



October 4, 2013

Darien City Council
1702 Plainfield Rd.
Darien, IL. 60561

RE: March Raffle

The Darien Woman's Club is a not for profit organization with a long history of helping our community through our fundraising efforts. Our philanthropic donations have benefited youth scholarships, local food pantries, women's shelters, area schools, nursing homes, Indian Prairie Library, Safety Village of Darien and many other community organizations.

We are requesting a fee waiver for our March Raffle. Prizes will be awarded every day from March 1st through March 31st. The prizes will be given out on April 9th, 2014. Please see the enclosed application for this raffle.

Thank you very much for your prompt attention to this matter. If you have any questions, please do not hesitate to contact me at 630-985-7760.

Sincerely,

Pam Henry

CITY OF DARIEN

APPLICATION FOR RAFFLE LICENSE

Class A License

Class B License

NAME OF ORGANIZATION: DARIEN WOMAN'S CLUB CHARITY FUND

ADDRESS: P.O. BOX 2098 DARIEN, IL. 60561

TELEPHONE NUMBER: 630-985-7760 FAX NUMBER: _____

TYPE OF ORGANIZATION: CHARITABLE
(Charitable, Educational, Religious, Fraternal, Veterans or Labor)

LIST THE AREA (S) WITHIN THE CITY IN WHICH RAFFLE CHANCES WILL BE SOLD OR ISSUED:

DARIEN - ALL
SURROUNDING AREAS

LIST THE TIME (S) OF DAY DURING WHICH RAFFLE CHANCES WILL BE SOLD OR ISSUED:

8am - 9pm

LIST THE DATE AND TIME OF THE DETERMINATION OF WINNING CHANCES:

MARCH 1, 2014 - MARCH 31, 2014

LIST THE LOCATION (S) AT WHICH WINNING CHANCES WILL BE DETERMINED:

DARIEN SWIM & RACQUET CLUB

I, Pamela Henry, being the first duly sworn, state on oath that the foregoing organization is a not-for-profit organization.

Pamela Henry
Presiding Officer

ATTEST:

Secretary

APPROVED BY: _____
Mayor

DATE: _____

MAILED ON: _____
Date

BY: _____

AGENDA MEMO
CITY COUNCIL
Meeting Date: October 21, 2013

Issue Statement

Consideration of a motion to grant a waiver of the raffle license bond requirement for the Department of Energy Employees Association.

BACKUP

Background/History

The Department of Energy Employee Association has applied for a raffle license; the raffle will be held on December 6, 2013. They have also requested a waiver of the bond requirement. The City regularly waives this requirement for qualified charitable, non-profit organizations.

Staff/Committee Recommendation

It is recommended that the raffle license bond requirement for The Department of Energy Employee Association raffle be waived.

Alternate Consideration

Do not waive the bond requirement.

Decision Mode

This item will be placed on the October 21, 2013 Council Agenda for formal consideration.

Maria Gonzalez

From: McKown, Michelle [Michelle.McKown@ch.doe.gov]
Sent: Wednesday, October 16, 2013 1:45 PM
To: Maria Gonzalez
Cc: Galbert, Michelle; Winiarski, Kris; Bartos, Miriam
Subject: RE: Raffle for Holiday Party Sponsored By DOE Employees Association
Attachments: raffle license.doe.pdf

Maria,

Attached is the License Application for the Raffle we would like to have on Dec. 6. The Employees Association is also requesting a waiver of the Raffle Bond Requirement. Please let us know if you require any further information. We look forward to hearing from you in the future.

Michelle R. McKown

Michelle R. McKown

Attorney Advisor

Office of Science - Integrated Support Center - Chicago Office

United States Department of Energy

9800 S. Cass Avenue

Argonne, IL 60439

Phone: 630-252-5057

Our Service Excellence Pledge:

We pledge to respect and value our partners and customers, communicate responsively and professionally, and build our reputation for delivering excellent professional services with each task performed.

CITY OF DARIEN

APPLICATION FOR RAFFLE LICENSE

Class A License

Class B License

NAME OF ORGANIZATION: DOE Employees' Association

ADDRESS: 9800 S. Cass Ave., Argonne, IL 60439

TELEPHONE NUMBER: (630) 252-2039 FAX NUMBER: _____

TYPE OF ORGANIZATION: Fraternal
(Charitable, Educational, Religious, Fraternal, Veterans or Labor)

LIST THE AREA (S) WITHIN THE CITY IN WHICH RAFFLE CHANCES WILL BE SOLD OR ISSUED:
The raffle chances will be sold at Chuck's Restaurant at 8025 S. Cass Ave, Darien, IL 60561

LIST THE TIME (S) OF DAY DURING WHICH RAFFLE CHANCES WILL BE SOLD OR ISSUED:
The raffle chances will be sold between 11:00 AM and 2:00 PM on December 6, 2013.

LIST THE DATE AND TIME OF THE DETERMINATION OF WINNING CHANCES:
2:30 PM on Dec. 6, 2013

LIST THE LOCATION (S) AT WHICH WINNING CHANCES WILL BE DETERMINED:
Chuck's Restaurant, 8025 S. Cass Ave., Darien, IL 60561

I, KRISTINE A. WAINWRSKI, being the first duly sworn, state on oath that the foregoing organization is a not-for-profit organization.

Kristine A. Wainwrski
Presiding Officer

ATTEST:

Michelle Galbert
Secretary **TREASURER**

APPROVED BY: _____
Mayor

DATE: _____

MAILED ON: _____
Date

BY: _____

AGENDA MEMO

City Council

Meeting Date: October 21, 2013

Issue Statement

Approval of tax levy determination for general and special purposes for Fiscal Year 2013-2014.

DRAFT ORDINANCEBACKUPBackground/History

The process for setting a tax levy is to determine how much revenue to collect from the property tax, and request that the County levy a tax to generate that amount of money. The first approval required is the tax levy determination, which takes place prior to the approval of the tax levy ordinance. Not less than 20 days prior to the adoption of the aggregate levy, the Council shall determine the amounts of money to be levied. There are also special requirements if the aggregate amount of the levy is more than 105% of the preceding year's extension and abatements. Unfortunately, we are still subject to a timing constraint that requires us to make our initial request by the end of December, a few months before we are far enough into the budget process to make a final judgment on what we will need. Nonetheless, we have approached the process this year with an underlying assumption that the Council will not increase property taxes for the combined general corporate purpose (general fund) and special corporate levy (police pension fund). Based on staff anticipating that assessed valuation will decrease city wide the tax rate will increase.

At the same time, the Council can approve additional abatements up to the end of March. This gives the Council the ability to request a "ceiling" amount, while allowing us to review the budget early next year and consider abatements to the original request. The council could also choose to levy a higher amount.

The attached ordinance requests a general corporate purpose (general fund) and special corporate levy (police pension fund) of \$1,629,140 which represents a **0%** increase over this year's non-bond extension (\$1,126,572) and abatement (\$502,568) of \$1,629,140. Since we anticipate a decrease in the assessed valuation city wide the tax rate may increase slightly, however property owners will pay the same total amount they paid last year. I determined the levy for the police pension fund based on the actuary report conducted on the Police Pension Fund.

With respect to the tax levy for Special Service Area #1, we have a plan for maintenance expenses for these wetlands and storm water infrastructure, and the recommended revenue from this levy is proposed to be maintained at \$5,000.

Additionally, a levy for any outstanding bonds has been filed upon the adoption of the bond ordinances. The 2012 levy amount to pay for the principal and interest on these bonds totals \$996,012. Lastly, any abatement will be presented in conjunction with our budget review.

Staff/Committee Recommendation

The Administrative/Finance Committee and Staff recommends approval of the levy determination and ordinances which:

- Set the City's 2013 general property tax levy and special corporate tax levy (police pension fund) at \$1,629,140
- Set the City's 2012 Special Service Area I property tax levy at \$5,000

Alternate Consideration

̄ Levy different amounts.

Decision Mode

̄ The tax levy determination will be on the October 21, 2013 Council meeting for formal consideration.
This final tax levy ordinance will be on the December 2, 2013, City Council agenda for formal consideration.

DRAFT FOR TAX LEVY DETERMINATION

CITY OF DARIEN

DU PAGE COUNTY, ILLINOIS

ORDINANCE NO.

**AN ORDINANCE LEVYING TAXES FOR
GENERAL AND SPECIAL CORPORATE PURPOSES
FOR THE FISCAL YEAR COMMENCING ON THE FIRST DAY OF MAY, 2013,
AND ENDING ON THE THIRTIETH DAY OF APRIL, 2014,
FOR THE CITY OF DARIEN, ILLINOIS**

**ADOPTED BY THE
MAYOR AND CITY COUNCIL
OF THE
CITY OF DARIEN**

THIS _____ DAY OF DECEMBER, 2013

-

**Published in pamphlet form by authority of the
Mayor and City Council of the City of Darien,
DuPage County, Illinois, this _____ day of
December, 2013.**

**AN ORDINANCE LEVYING TAXES FOR
GENERAL AND SPECIAL CORPORATE PURPOSES
FOR THE FISCAL YEAR COMMENCING ON THE FIRST DAY OF MAY, 2013,
AND ENDING ON THE THIRTIETH DAY OF APRIL, 2014,
FOR THE CITY OF DARIEN, ILLINOIS**

WHEREAS, the City of Darien is a home rule unit of local government pursuant to the provisions of Article VII, Section 6 of the Illinois Constitution of 1970; and

WHEREAS, as a home rule unit of local government, the City may exercise any power and perform any function pertaining to its government except as limited by Article VII, Section 6; and

WHEREAS, the City Council of the City of Darien, Illinois, adopted the Annual Budget for the City of Darien, Illinois, for the Fiscal Year beginning on May 1, 2013, and ending on April 30, 2014, and which has been duly published.

NOW, THEREFORE, BE IT ORDAINED BY THE CITY COUNCIL OF THE CITY OF DARIEN, DU PAGE COUNTY, ILLINOIS, IN THE EXERCISE OF ITS HOME RULE POWERS, as follows:

SECTION 1: A tax for the following sums of money or so much thereof as may be authorized by law to defray all expenses and liabilities of the City of Darien be, and the same is hereby levied, for the purposes specified against all taxable property in said City for the Fiscal Year commencing on the First day of May, 2013, and ending on the Thirtieth day of April, 2014.

<u>Purpose</u>	<u>Amount Budgeted</u>	<u>Derived From Other Sources</u>	<u>Amount Levied</u>
<u>For Department of Administration:</u>			
For Salaries/Wages	659,270	659,270	0
For Dept. Expenses	367,975	367,975	0
<u>For Police Department:</u>			
For Salaries/Wages	6,035,968	5,602,855	433,113
For Dept. Expenses	1,381,901	1,381,901	
<u>For Community Development Department:</u>			
For Salaries/Wages	388,402	388,402	0
For Dept. Expenses	138,509	138,509	0
<u>For Public Works Department:</u>			
For Salaries/Wages	933,272	933,272	0
Other Dept. Expenses	937,936	937,936	0
Total Amount Levied for General Corporate Purposes			<u>433,113</u>
Police Pension Fund.....		1,196,027 =	1,196,027
2006G.O. Bond Issue- Water System		104,125 =	104,125
2012G.O. Refunding Bond- Water System....		192,631 =	192,631

2007 B G.O. Bonds	497,000 =	497,000
2008 G.O. Bond- Capital Projects	202,256 =	202,256
Total Amount Levied for Special Corporate Purposes & Debt		<u>2,115,584</u>
TOTAL TAX LEVY FOR ALL FUNDS		\$2,618,152

SECTION 2: The City Clerk of the City of Darien is hereby directed to file with the County Clerk of the County of DuPage, a certified copy of this Ordinance as provided by law.

SECTION 3: If any item or portion of this Ordinance is for any reason held invalid, such decision shall not affect the validity of the remaining portion of this Ordinance.

SECTION 4: This ordinance and each of its terms shall be the effective legislative act of a home rule municipality without regard to whether such ordinance should (a) contain terms contrary to the provisions of current or subsequent non-preemptive state law, or (b) legislate in a manner or regarding a matter not delegated to municipalities by state law. It is the intent of the corporate authorities of the City of Darien that to the extent that the terms of this ordinance should be inconsistent with any non-preemptive state law, that this ordinance shall supersede state law in that regard within its jurisdiction.

SECTION 5: This Ordinance shall be in full force and effect from and after its passage, approval and publication in pamphlet form, as required by law, and shall be known as Ordinance Number _____ of the City of Darien, Illinois.

PASSED BY THE CITY COUNCIL OF THE CITY OF DARIEN, DU PAGE COUNTY, ILLINOIS, this 2nd day of December, 2013.

AYES: _____

NAYS: _____

ABSENT: _____

APPROVED BY THE MAYOR OF THE CITY OF DARIEN, DU PAGE COUNTY, ILLINOIS, this 2nd day of December, 2013.

KATHLEEN MOESLE WEAVER, MAYOR

ATTEST:

JOANNE E. RAGONA, CITY CLERK

APPROVED AS TO FORM:



CITY OF DARIEN
DARIEN POLICE PENSION FUND

Actuarial Valuation Report

For the Year

Beginning May 1, 2013

And Ending April 30, 2014

Timothy W. Sharpe, Actuary, Geneva, IL (630) 262-0600

TABLE OF CONTENTS

	<u>Page</u>
Introduction	3
Summary of Results	4
Actuarial Valuation of Assets	6
Asset Changes During Prior Year	7
Normal Cost	8
Accrued Liability	9
Tax Levy Requirement	10
Summary of Plan Participants	11
Duration	12
Projected Pension Payments	12
Summary of Plan Provisions	13
Actuarial Method	14
Actuarial Assumptions	15
GASB Statements No. 25 & 27 Disclosure	16

INTRODUCTION

Police-sworn personnel of the City of Darien are covered by the Police Pension Plan that is a defined-benefit, single-employer pension plan. The purpose of this report is to disclose the Tax Levy Requirement and GASB Statements No. 25 & 27 financial information and related actuarial information for the year beginning May 1, 2013, and ending April 30, 2014.

The valuation results reported herein are based on plan provisions in effect as of May 1, 2013, the employee data furnished by the City, the financial data provided by the Fund's trustee and the actuarial methods and assumptions described later in this report. I hereby certify that to the best of my knowledge this report is complete and accurate and fairly presents the actuarial position of the Fund as of April 30, 2013, in accordance with generally accepted actuarial principles and procedures. In my opinion, the assumptions used are reasonably related to the experience of the Plan and to reasonable expectations. A reasonable request for supplementary information not included in this report should be directed to the undersigned actuary.

I, Timothy W. Sharpe, am an Enrolled Actuary and a member of the American Academy of Actuaries, and I meet the Qualifications Standards of the American Academy of Actuaries to render the actuarial opinion contained herein.

Respectfully submitted,



Timothy W. Sharpe, EA, MAAA
Enrolled Actuary No. 11-4384

9/4/2013

Date

SUMMARY OF RESULTS

There was a change with respect to Actuarial Assumptions from the prior year to reflect revised expectations with respect to mortality rates. The mortality rate assumption has been changed to the RP 2000 Mortality Table from the 1971 GA Mortality Table.

There were no changes with respect to Plan Provisions or Actuarial Methods from the prior year.

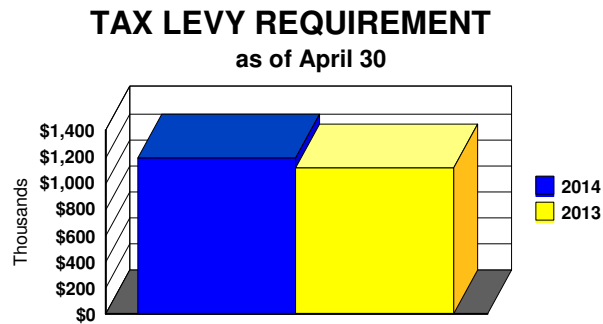
There were no unexpected changes with respect to the participants included in this actuarial valuation (0 new members, 0 terminations, 1 retirements, 0 incidents of disability, annual payroll increase -1.5%, average salary increase 2.1%).

There were no unexpected changes with respect to the Fund's investments from the prior year (annual investment return 8.51%).

The City's Tax Levy Requirement has increased from \$1,115,282 last year to \$1,196,027 this year (7.2%). The increase in the Tax Levy is due to the increase in average salaries and the change to the mortality table, and was offset due to the investment return was greater than assumed. The Percent Funded has increased slightly from 62.3% last year to 62.7% this year.

SUMMARY OF RESULTS (Continued)

	For Year Ending April 30	
	<u>2014</u>	<u>2013</u>
Tax Levy Requirement	\$ 1,196,027	\$ 1,115,282
	as of May 1	
	<u>2013</u>	<u>2012</u>
City Normal Cost	561,372	526,815
Anticipated Employee Contributions	288,770	293,081
Accrued Liability	34,738,244	32,785,742
Actuarial Value of Assets	21,778,375	20,431,441
Unfunded Accrued Liability/(Surplus)	12,959,869	12,354,301
Amortization of Unfunded Accrued Liability/(Surplus)	556,410	515,505
Percent Funded	62.7%	62.3%
Annual Payroll	\$ 2,913,928	\$ 2,957,431

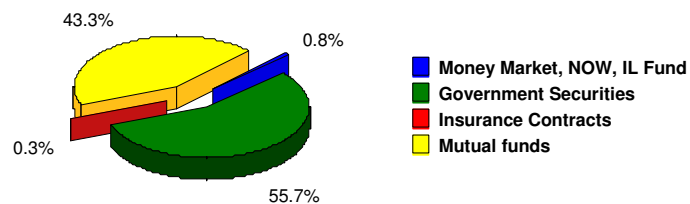


ACTUARIAL VALUATION OF ASSETS

		as of May 1	
	<u>2013</u>		<u>2012</u>
Money Market, NOW, IL Fund	\$ 172,427		\$ 518,595
Certificates of Deposit	582,745		0
Government Securities	11,760,645		11,455,440
Insurance Contracts	55,066		55,646
Mutual Funds	9,144,798		7,925,496
Interest Receivable	94,028		93,540
Miscellaneous Receivable/(payable)	<u>(76,097)</u>		<u>(611)</u>
Market Value of Assets	<u>21,733,612</u>		<u>20,048,107</u>
Actuarial Value of Assets	\$ 21,778,375		\$ 20,431,441

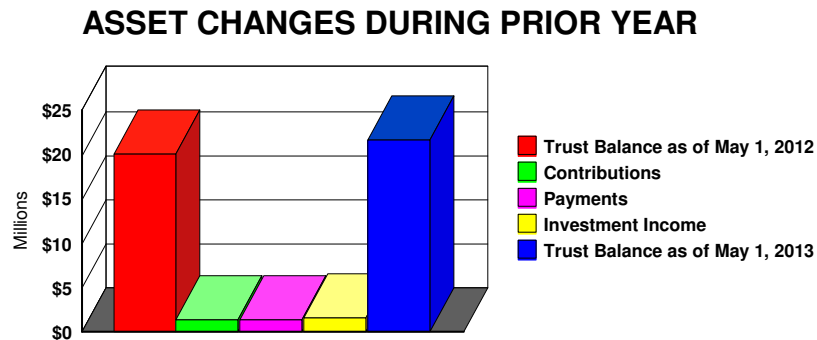
FYE 2012-2013 (Gain)/Loss: \$479,168; (\$303,422)

SUMMARY OF ASSETS As Of May 1, 2013



ASSET CHANGES DURING PRIOR YEAR

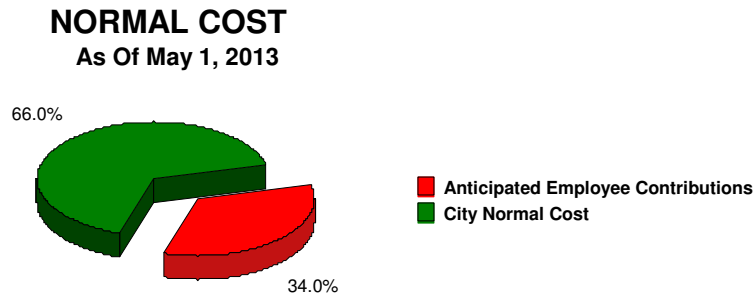
Trust Balance as of May 1, 2012		\$	20,048,107
Contributions			
City	1,092,730		
Employee	<u>294,600</u>		
Total			1,387,330
Payments			
Benefit Payments	1,322,693		
Expenses	<u>85,202</u>		
Total			1,407,895
Investment Income			<u>1,706,070</u>
Trust Balance as of May 1, 2013		\$	<u>21,733,612</u>
Approximate Annual Rate of Return			8.51%



NORMAL COST

The Normal Cost is the actuarial present value of the portion of the projected benefits that are expected to accrue during the year based upon the actuarial valuation method and actuarial assumptions employed in the valuation.

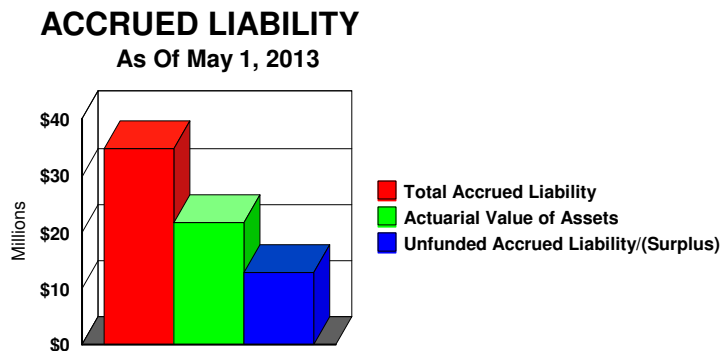
	as of May 1	
	<u>2013</u>	<u>2012</u>
Total Normal Cost	\$ 850,142	\$ 819,896
Anticipated Employee Contributions	<u>288,770</u>	<u>293,081</u>
City Normal Cost	<u>561,372</u>	<u>526,815</u>
Normal Cost Payroll	\$ 2,913,928	\$ 2,957,431
City Normal Cost Rate	19.27%	17.81%
Total Normal Cost Rate	29.18%	27.72%



ACCRUED LIABILITY

The Accrued Liability is the actuarial present value of the portion of the projected benefits that has been accrued as of the valuation date based upon the actuarial valuation method and actuarial assumptions employed in the valuation. The Unfunded Accrued Liability is the excess of the Accrued Liability over the Actuarial Value of Assets.

	as of May 1	
Accrued Liability	<u>2013</u>	<u>2012</u>
Active Employees	\$ 16,565,416	\$ 15,872,675
Children Annuities	115,566	168,702
Disability Annuities	1,981,573	1,965,570
Retirement Annuities	15,258,010	13,958,457
Surviving Spouse Annuities	817,679	820,338
Terminated Vested Annuities	<u>0</u>	<u>0</u>
Total Annuities	18,172,828	16,913,067
Total Accrued Liability	34,738,244	32,785,742
Actuarial Value of Assets	<u>21,778,375</u>	<u>20,431,441</u>
Unfunded Accrued Liability/(Surplus)	\$ <u>12,959,869</u>	\$ <u>12,354,301</u>
Percent Funded	62.7%	62.3%

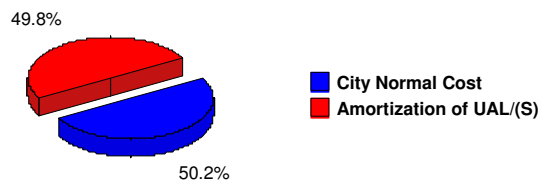


TAX LEVY REQUIREMENT

The Public Act 096-1495 Tax Levy Requirement is determined as the annual contribution necessary to fund the normal cost, plus the amount to amortize the excess (if any) of ninety percent (90%) of the accrued liability over the actuarial value of assets as a level percentage of payroll over a thirty (30) year period which commenced in 2011, plus an adjustment for interest. Prior to 2011, the amortization amount was equal to the amount to amortize the unfunded accrued liability as a level percentage of payroll over a forty (40) year period which commenced in 1993. Beginning in 2011, the amortization period has been reset to 30 years.

	For Year Ending April 30	
	<u>2014</u>	<u>2013</u>
City Normal Cost as of Beginning of Year	\$ 561,372	\$ 526,815
Amortization of Unfunded Accrued Liability/(Surplus)	556,410	515,505
Interest for One Year	<u>78,245</u>	<u>72,962</u>
Tax Levy Requirement as of End of Year	\$ <u>1,196,027</u>	\$ <u>1,115,282</u>
Public Act 096-1495 Tax Levy Requirement		
1) Normal Cost (PUC)	561,372	526,815
2) Accrued Liability (PUC)	34,738,244	32,785,742
3) Amortization Payment	407,267	378,701
4) Interest for One Year	67,805	63,386
5) PA 096-1495 Tax Levy Requirement (1 + 3 + 4)	\$ 1,036,444	968,902

TAX LEVY REQUIREMENT For Fiscal Year Ending April 30, 2014



SUMMARY OF PLAN PARTICIPANTS

The actuarial valuation of the Plan is based upon the employee data furnished by the City. The information provided for Active participants included:

- Name
- Sex
- Date of Birth
- Date of Hire
- Compensation
- Employee Contributions

The information provided for Inactive participants included:

- Name
- Sex
- Date of Birth
- Date of Pension Commencement
- Monthly Pension Benefit
- Form of Payment

Membership	<u>2013</u>	<u>2013</u>	<u>2012</u>	<u>2012</u>
Current Employees				
Vested	26		25	
Nonvested	<u>6</u>		<u>8</u>	
Total	<u>32</u>		<u>33</u>	
Inactive Participants		<u>Annual Benefits</u>		<u>Annual Benefits</u>
Children	2 \$	60,696	2 \$	60,696
Disabled Employees	3	138,928	3	125,273
Retired Employees	14	1,110,105	13	1,009,907
Surviving Spouses	2	84,753	2	84,753
Terminated Vesteds	<u>0</u>	<u>0</u>	<u>0</u>	<u>0</u>
Total	<u>21</u>	<u>1,394,482</u>	<u>20</u>	<u>1,280,629</u>
Annual Payroll	\$	2,913,928	\$	2,957,431

SUMMARY OF PLAN PARTICIPANTS (Continued)

Age and Service Distribution

Service Age	0-4	5-9	10-14	15-19	20-24	25-29	30+	Total	Salary
20-24									
25-29	2	1						3	73,843
30-34	2	2	6					10	84,925
35-39		1	3	1				5	88,599
40-44			2	1				3	94,882
45-49					2	1		3	104,798
50-54				1	2	3	1	7	98,990
55-59						1		1	108,194
60+									
Total	<u>4</u>	<u>4</u>	<u>11</u>	<u>3</u>	<u>4</u>	<u>5</u>	<u>1</u>	<u>32</u>	<u>91,060</u>
Salary	71,187	86,195	90,090	95,364	97,774	104,756	92,448		

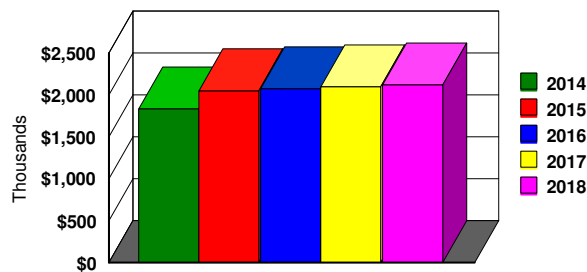
Average Age: 40.3 Average Service: 14.9

DURATION (years) Active Members: 19.0 Retired Members: 9.6 All Members: 14.1

PROJECTED PENSION PAYMENTS

<u>2014</u>	<u>2015</u>	<u>2016</u>	<u>2017</u>	<u>2018</u>
\$1,853,679	\$2,055,555	\$2,071,679	\$2,115,384	\$2,127,024

PROJECTED PENSION PAYMENTS
2014-2018



SUMMARY OF PLAN PROVISIONS

The Plan Provisions have not been changed from the prior year.

The City of Darien Police Pension Fund was created and is administered as prescribed by "Article 3. Police Pension Fund - Municipalities 500,000 and Under" of the Illinois Pension Code (Illinois Compiled Statutes, 1992, Chapter 40). A brief summary of the plan provisions is provided below.

Employees attaining the age of (50) or more with (20) or more years of creditable service are entitled to receive an annual retirement benefit of (2.5%) of final salary for each year of service up to (30) years, to a maximum of (75%) of such salary.

Employees with at least (8) years but less than (20) years of credited service may retire at or after age (60) and receive a reduced benefit of (2.5%) of final salary for each year of service.

Surviving spouses receive (100%) of final salary for fatalities resulting from an act of duty, or otherwise the greater of (50%) of final salary or the employee's retirement benefit.

Employees disabled in the line of duty receive (65%) of final salary.

The monthly pension of a covered employee who retired with (20) or more years of service after January 1, 1977, shall be increased annually, following the first anniversary date of retirement and be paid upon reaching the age of at least (55) years, by (3%) of the originally granted pension. Beginning with increases granted on or after July 1, 1993, the second and subsequent automatic annual increases shall be calculated as (3%) of the amount of the pension payable at the time of the increase.

Employees are required to contribute (9.91%) of their base salary to the Police Pension Plan. If an employee leaves covered employment with less than (20) years of service, accumulated employee contributions may be refunded without accumulated interest.

For Employees hired after January 1, 2011, the Normal Retirement age is attainment of age 55 and completion of 10 years of service; Early Retirement age is attainment of age 50, completion of 10 years of service and the Early Retirement Factor is 6% per year; the Employee's Accrued Benefit is based on the Employee's final 8-year average salary not to exceed \$106,800 (as indexed); Cost-of-living adjustments are simple increases (not compounded) of the lesser of 3% or 50% of CPI beginning the later of the anniversary date and age 60; Surviving Spouse's Benefits are 66 2/3% of the Employee's benefit at the time of death.

ACTUARIAL METHODS

The Actuarial Methods employed for this valuation are as follows:

Projected Unit Credit Cost Method (for years beginning on or after 2011)

Under the Projected Unit Credit Cost Method, the Normal Cost is the present value of the projected benefit (including projected salary increases) earned during the year.

The Accrued Liability is the present value of the projected benefit (including projected salary increases) earned as of the actuarial valuation date. The Unfunded Accrued Liability is the excess of the Accrued Liability over the plan's assets. Experience gains or losses adjust the Unfunded Accrued Liability.

Entry Age Normal Cost Method (for years beginning prior to 2011)

Under the Entry Age Normal Cost Method the Normal Cost for each participant is computed as the level percentage of pay which, if paid from the earliest age the participant is eligible to enter the plan until retirement or termination, will accumulate with interest to sufficiently fund all benefits under the plan. The Normal Cost for the plan is determined as the greater of a) the sum of the Normal Costs for all active participants, and b) 17.5% of the total payroll of all active participants.

The Accrued Liability is the theoretical amount that would have accumulated had annual contributions equal to the Normal Cost been paid. The Unfunded Accrued Liability is the excess of the Accrued Liability over the plan's assets. Experience gains or losses adjust the Unfunded Accrued Liability.

ACTUARIAL ASSUMPTIONS

The Actuarial Assumptions used for determining the Tax Levy Requirement and GASB Statements No. 25 & 27 Disclosure Information are the same (except where noted) and have been changed from the prior year (discussion on page 4). The methods and assumptions disclosed in this report may reflect statutory requirements and may reflect the responsibility of the Principal and its advisors. In the event a method or assumption conflicts with the actuary's professional judgment, the method or assumption is identified in this report. The Actuarial Assumptions employed for this valuation are as follows:

Valuation Date	May 1, 2013
Asset Valuation Method	5-year Average Market Value (PA 096-1495)
Investment Return	7.00% net of investment expenses.
Salary Scale	5.50%
Mortality	RP 2000 Mortality Table (BCA, +1M, -4F, 2x>105). There is no margin for future mortality improvement beyond the valuation date.
Withdrawal	State of Illinois DOI Experience Rates
Disability	State of Illinois DOI Experience Rates
Retirement	State of Illinois DOI Experience Rates (100% by Age 62)
Marital Status	80% Married, Female spouses 3 years younger
Plan Expenses	None

Sample Annual Rates Per 100 Participants

<u>Age</u>	<u>Mortality</u>	<u>Withdrawal</u>	<u>Disability</u>	<u>Retirement</u>
20	0.04	6.00	0.07	
30	0.08	5.10	0.10	
40	0.14	2.85	0.20	
50	0.27		0.52	20.00
60	0.94		0.60	83.33
62	1.23			100.00

GASB STATEMENTS NO. 25 & 27 DISCLOSURE INFORMATION

The Governmental Accounting Standards Board (GASB) issued Statements No. 25 & 27 that established generally accepted accounting principles for the annual financial statements for defined benefit pension plans. The required information is as follows:

Membership in the plan consisted of the following as of:

	<u>April 30, 2013</u>	<u>April 30, 2012</u>
Retirees and beneficiaries receiving benefits	21	20
Terminated plan members entitled to but not yet receiving benefits	0	0
Active vested plan members	26	25
Active nonvested plan members	<u>6</u>	<u>8</u>
Total	<u>53</u>	<u>53</u>
Number of participating employers	1	1

SCHEDULE OF FUNDING PROGRESS

Actuarial Valuation Date	Actuarial Value of Assets (a)	Actuarial Accrued Liability (AAL) -Entry Age (b)	Unfunded AAL (UAAL) (b-a)	Funded Ratio (a/b)	Covered Payroll (c)	UAAL as a Percentage of Covered Payroll ((b-a)/c)
04/30/11	18,838,718	31,056,795	12,218,077	60.7%	3,089,788	395.4%
04/30/12	20,048,107	32,785,742	12,737,635	61.1%	2,957,431	430.7%
04/30/13	21,733,612	34,738,244	13,004,632	62.6%	2,913,928	446.3%

GASB STATEMENTS NO. 25 & 27 DISCLOSURE INFORMATION (Continued)

ANNUAL PENSION COST AND NET PENSION OBLIGATION

	<u>April 30, 2013</u>	<u>April 30, 2012</u>
Annual required contribution	984,942	1,174,292
Interest on net pension obligation	(5,366)	(4,485)
Adjustment to annual required contribution	<u>3,244</u>	<u>2,638</u>
Annual pension cost	982,820	1,172,445
Contributions made	<u>1,092,730</u>	<u>1,185,029</u>
Increase (decrease) in net pension obligation	(109,910)	(12,584)
Net pension obligation beginning of year	<u>(76,657)</u>	<u>(64,073)</u>
Net pension obligation end of year	<u>(186,567)</u>	<u>(76,657)</u>

THREE-YEAR TREND INFORMATION

Fiscal Year <u>Ending</u>	Annual Pension <u>Cost (APC)</u>	Percentage of APC <u>Contributed</u>	Net Pension <u>Obligation</u>
04/30/11	1,102,913	101.0%	(64,073)
04/30/12	1,172,445	101.1%	(76,657)
04/30/13	982,820	111.2%	(186,567)

GASB STATEMENTS NO. 25 & 27 DISCLOSURE INFORMATION (Continued)

FUNDING POLICY AND ANNUAL PENSION COST

Contribution rates:

City	37.50%	40.07%
Plan members	9.91%	Same
Annual pension cost	982,820	1,172,445
Contributions made	1,092,730	1,185,029
Actuarial valuation date	04/30/2013	04/30/2012
Actuarial cost method	Entry age	Same
Amortization period	Level percentage of pay, closed	Same
Remaining amortization period	28 years	29 years
Asset valuation method	Market	Same
Actuarial assumptions:		
Investment rate of return*	7.00%	Same
Projected salary increases*	5.50%	Same
*Includes inflation at	3.00%	Same
Cost-of-living adjustments	3.00% per year	Same

AGENDA MEMO
City Council
October 21, 2013

ISSUE STATEMENT

A motion approving a transfer from the General Fund to the Capital Projects Fund in the amount of \$847,422

BACKGROUND/HISTORY

Upon completion of the annual audit the Administrative/Finance Committee reviews a comparison between the audited numbers and the 4-30-13 estimated actual numbers used for the FYE 4-30-14 budget. The General Fund audited fund balance exceeded the estimated balance used in the 4-30-14 budget by \$847,422. The City Council previously approved the *Capital Improvements Plan Guidelines*. Section 3 of the guidelines includes the following:

- Surplus from the general fund, in excess of 3 months operating reserve, will be transferred to the capital projects fund annually

The transfer of this money into the Capital Projects Fund does not authorize the use of the funds at this time.

STAFF/COMMITTEE RECOMMENDATION

The Administrative/Finance Committee and Staff recommend approval of a motion approving a transfer from the General Fund to the Capital Projects Fund in the amount of \$847,422

ALTERNATE CONSIDERATION

As directed.

DECISION MODE

It will be placed on the October 21, 2013, City Council Agenda for approval.